

1.2 Nebraska High School Graduates Who Go to College in Nebraska

Increase the proportion of Nebraska high school graduates who pursue their postsecondary education in Nebraska.

In addition to increasing college-going rates of Nebraska high school graduates, another approach to increasing college enrollment in Nebraska that was recommended by the 2003 LR 174 Higher Education Task Force is to increase the proportion of Nebraska high school graduates who pursue their postsecondary education in their home state, rather than going out of state to college.

The data required to monitor the proportion of recent Nebraska high school graduates who go to colleges and universities in Nebraska or other states are collected every two years through the Integrated Postsecondary Education Data System's (IPEDS) Fall Enrollment survey maintained by the National Center of Education Statistics in the U.S. Department of Education. The latest available data are for fall 2022.

The best available estimate of the proportion of Nebraska high school graduates who pursue their postsecondary education in Nebraska is the number of students with Nebraska residency who enroll at Nebraska postsecondary institutions as first-time freshmen within a year of graduating from high school, compared directly to the number who go out of state to college. Consequently, this section provides a detailed analysis of the numbers and percentages of Nebraska high school graduates who attended Nebraska and out-of-state postsecondary institutions as first-time freshmen within 12 months of graduating from high school between fall 2012 and fall 2022.¹³

Nebraska-resident, first-time freshmen who start college at Nebraska or out-of-state postsecondary institutions *more* than 12 months after they graduated from high school are also of interest. However, since there is no way of knowing exactly when they received their diplomas from Nebraska or out-of-state high schools, these students are considered separately in the analysis reported in this section.

¹³ For the purposes of IPEDS reporting, first-time freshmen are defined to be degree/certificate-seeking students. Students taking courses for credit but not seeking degrees are not included in first-time freshmen cohorts.

Changes in the Number of Nebraska-Resident, First-Time Freshmen Enrolled at Postsecondary Institutions by Length of Time Since High School Graduation

- Between fall 2012 and fall 2022, 466 more Nebraska-resident, first-time freshmen attended postsecondary institutions within one year of high school graduation. During the same period, 1,078 fewer Nebraska-resident first-time freshmen enrolled in college more than a year after they graduated from high school, as shown in [Table 1.2.1](#). As a result, the net total enrollment of Nebraska-resident, first-time freshmen at postsecondary institutions decreased 3.4% (612 students) since fall 2012.

**Table 1.2.1
Nebraska-Resident, First-Time Freshmen
Enrolled at Nebraska and Out-of-State Postsecondary Institutions
Classified by Length of Time Since High School Graduation
Fall 2012 through Fall 2022**

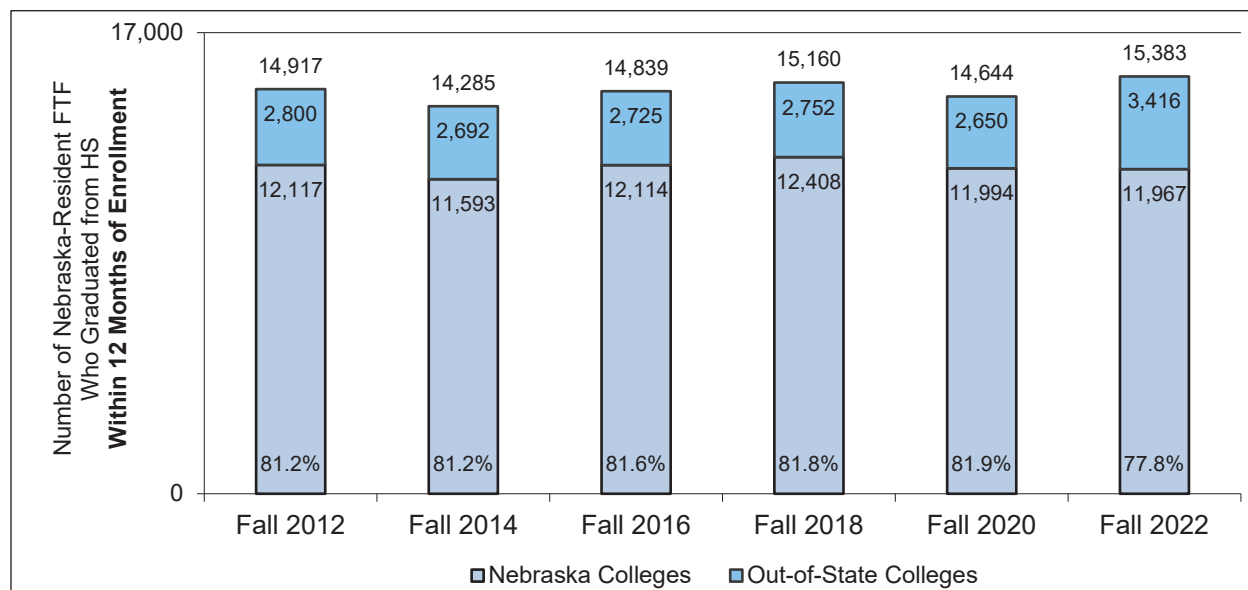
| Length of Time Since High School Graduation | Fall 2012 | | Fall 2014 | | Fall 2016 | | Fall 2018 | |
|--|-----------|--------|-----------|--------|-----------|--------|-------------------|--------|
| | N | % | N | % | N | % | N | % |
| Graduated During the 12 Months Prior to College Enrollment | 14,917 | 83.2% | 14,285 | 81.5% | 14,839 | 86.6% | 15,160 | 89.0% |
| Graduated More than 12 Months Prior to College Enrollment | 3,002 | 16.8% | 3,238 | 18.5% | 2,302 | 13.4% | 1,879 | 11.0% |
| Total | 17,919 | 100.0% | 17,523 | 100.0% | 17,141 | 100.0% | 17,039 | 100.0% |
| | | | | | | | | |
| Length of Time Since High School Graduation | Fall 2020 | | Fall 2022 | | | | Δ Since Fall 2012 | |
| | N | % | N | % | | | N | % |
| Graduated During the 12 Months Prior to College Enrollment | 14,644 | 86.9% | 15,383 | 88.9% | | | 466 | 3.1% |
| Graduated More than 12 Months Prior to College Enrollment | 2,212 | 13.1% | 1,924 | 11.1% | | | -1,078 | -35.9% |
| Total | 16,856 | 100.0% | 17,307 | 100.0% | | | -612 | -3.4% |

Note. Includes full-time and part-time students. Δ = change. Nebraska’s Coordinating Commission for Postsecondary Education discovered an error with migration data for one out-of-state institution, Texas State Technical College (TSTC). TSTC reported 540 Nebraska first-time freshmen attended TSTC in fall 2022 (403 within 12 months of high school graduation and 137 more than 12 months after high school graduation). Internal analysis of National Student Clearinghouse data reveals that no on-time Nebraska public high school graduates attended TSTC between June 1, 2022, and May 31, 2023. Furthermore, in the 10 years prior to 2022, TSTC report only one Nebraska student attended TSTC. Therefore, the Commission has overridden TSTC’s fall 2022 migration to zero Nebraska students. See [Table A6.1](#) and [Table A6.3](#) in [Appendix 6](#) for supporting data. Data sources: National Center for Education Statistics, IPEDS fall 2012, 2014, 2016, 2018, 2020, and 2022 surveys.

In-State and Out-of-State Enrollments of Nebraska-Resident, First-Time Freshmen Who Graduated from High School Within 12 Months of College Enrollment

- The net increase between fall 2012 and fall 2022 of 466 students who continued on to college within 12 months of high school graduation, shown in [Table 1.2.1](#), is attributable to an increase of 616 Nebraska-resident, first-time freshmen who enrolled at *out-of-state* institutions within 12 months of high school graduation and a decrease of 150 students who pursued their postsecondary education at institutions *in Nebraska*.
- Overall, the percent of Nebraska-resident, first-time freshmen who choose to begin college in Nebraska has remained relatively stable since fall 2012, though it declined slightly in 2022. As illustrated in [Figure 1.2.1](#), 77.8% of Nebraska-resident, first-time freshmen started college in Nebraska in fall 2022, compared to 81.2% in fall 2012.

Figure 1.2.1
Number of Nebraska-Resident, First-Time Freshmen Enrolled at Nebraska and Out-of-State Postsecondary Institutions Within 12 Months of Graduation from High School
Fall 2012 through Fall 2022

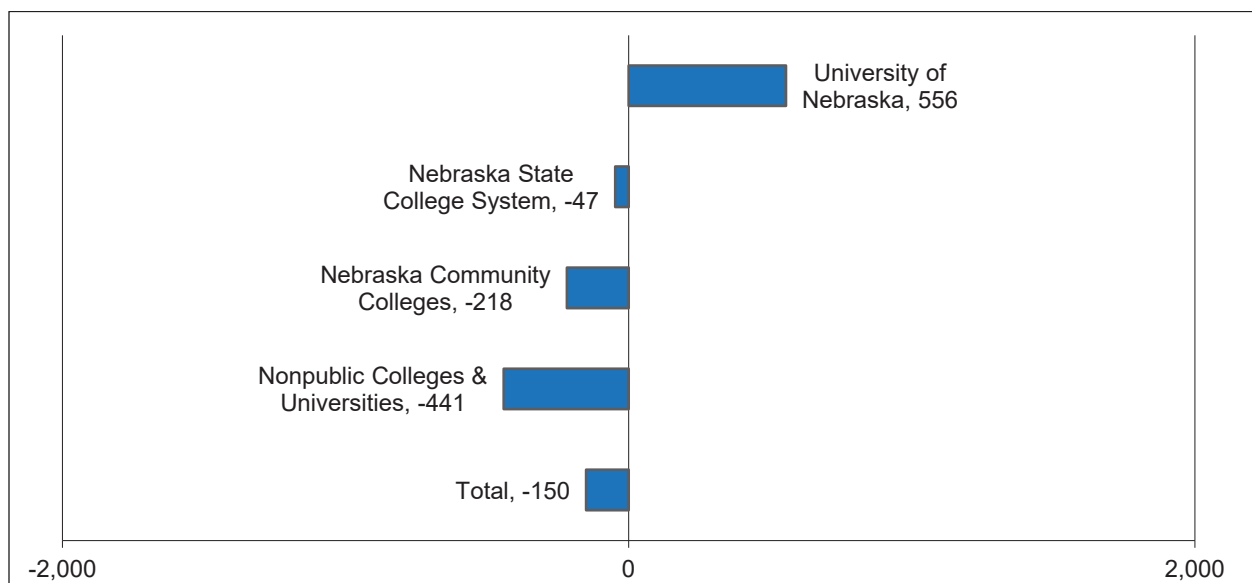


Note. Includes full-time and part-time students. FTF = first-time freshmen. Does not include fall 2022 migration data for Texas State Technical College (see [Table 1.2.1](#) for more information). See [Table A6.1](#) in [Appendix 6](#) for supporting data. Data source: National Center for Education Statistics, IPEDS fall 2012, 2014, 2016, 2018, 2020, and 2022 surveys.

- As illustrated in [Figure 1.2.2](#), from fall 2012 to fall 2022, only one of the four higher education sectors reported increases in the number of Nebraska-resident, first-time freshmen who enrolled in college less than a year after high school graduation.
 - The University of Nebraska reported a total increase of 10.2%.
 - Nebraska’s state colleges, community colleges, and nonpublic colleges and universities reported decreases of 5.1%, 5.6%, and 24.2%, respectively.
- Overall, the number of Nebraska-resident, first-time freshmen who enrolled at Nebraska postsecondary institutions within 12 months of high school graduation decreased 1.2%, from 12,117 in fall 2012 to 11,967 in fall 2022.
- See [Table A6.2](#) in [Appendix 2](#) for supporting data.

Figure 1.2.2

**Changes in the Number of Nebraska-Resident, First-Time Freshmen Enrolled at Nebraska Postsecondary Institutions Within 12 Months of Graduation from High School
Fall 2022 Compared to Fall 2012**

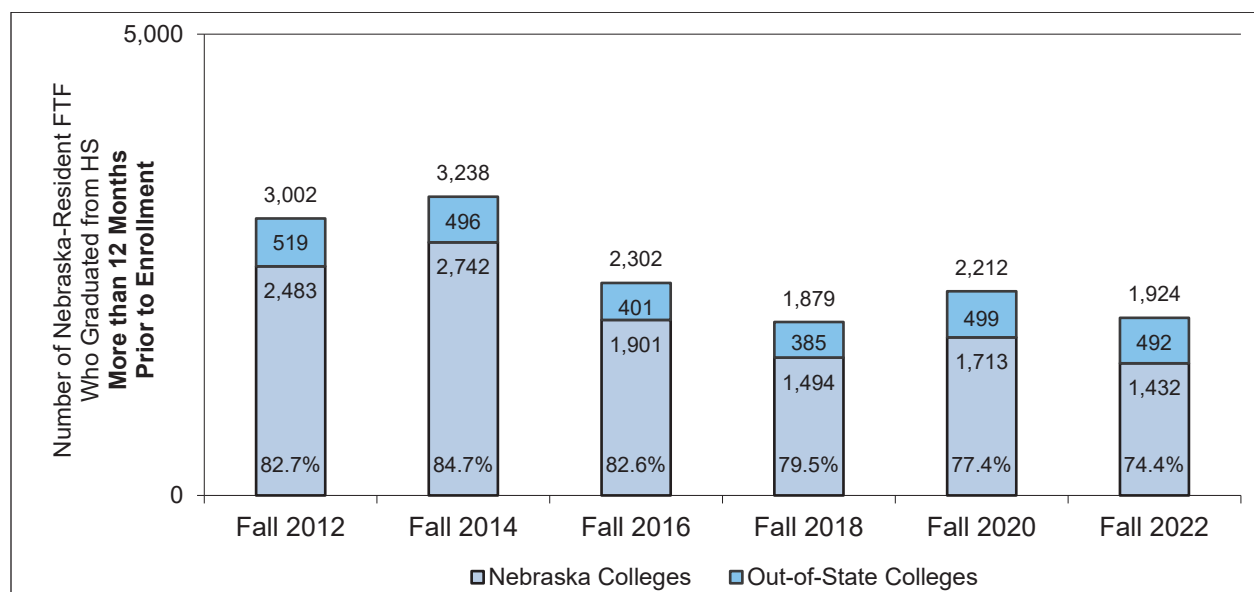


Note. Includes full-time and part-time students. See [Table A6.2](#) in [Appendix 6](#) for supporting data. Data source: National Center for Education Statistics, IPEDS fall 2012 and fall 2022 surveys.

In-State and Out-of-State Enrollments of Nebraska-Resident, First-Time Freshmen Who Graduated from High School More than 12 Months Prior to College Enrollment

- Between fall 2012 and fall 2022, there was a decrease in the number of first-time freshmen with Nebraska residency who started their postsecondary studies at postsecondary institutions in Nebraska more than a year after they graduated from high school.
- As illustrated in Figure 1.2.3, 1,051 fewer first-time freshmen attended Nebraska colleges in fall 2022 than in fall 2012, a decrease of 42.3%.
- Additionally, between 2012 and 2022, 27 fewer first-time freshmen from Nebraska went to out-of-state colleges more than a year after graduating from high school, a 5.2% decrease.
- As shown in Figure 1.2.3, the net effect of these changes in enrollment was that a lower percentage of the students who graduated from high school more than a year before college enrollment attended Nebraska postsecondary institutions in fall 2022 than in fall 2012, while a higher percentage chose to go out of state. Specifically, 74.4% attended Nebraska colleges in 2022, compared to 82.7% in 2012.
- Total enrollment of first-time freshmen at out-of-state and in-state schools decreased 35.9% (1,078 students) from 3,002 in fall 2012 to 1,924 in fall 2022. (See Table A6.3 in Appendix 6 for supporting data.)

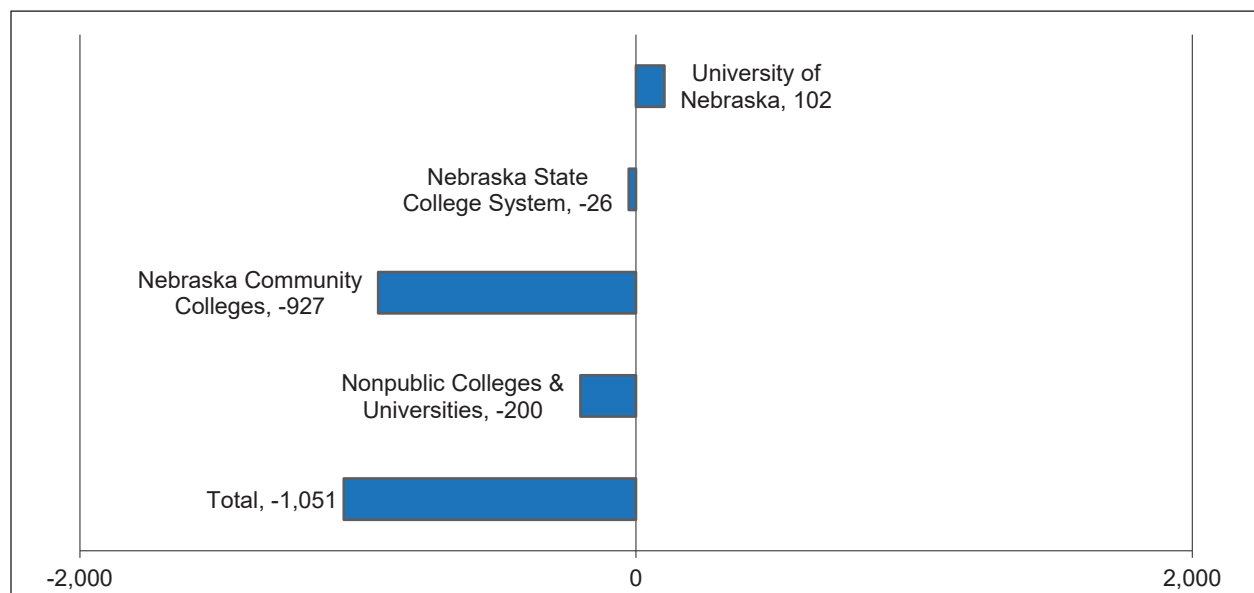
Figure 1.2.3
Number of Nebraska-Resident, First-Time Freshmen Enrolled at Nebraska and Out-of-State Postsecondary Institutions More than 12 Months After Graduation from High School Fall 2012 through Fall 2022



Note. Includes full-time and part-time students. FTF = first-time freshmen. HS = high school. Does not include fall 2022 migration data for Texas State Technical College (see Table 1.2.1 for more information). See Table A6.3 in Appendix 6 for supporting data. Data source: National Center for Education Statistics, IPEDS fall 2012, 2014, 2016, 2018, 2020, and 2022 surveys.

- As illustrated in [Figure 1.2.4](#), from fall 2012 to fall 2022, the University of Nebraska was the only sector to report an increase (75.0%) in the number of Nebraska-resident, first-time freshmen who enrolled in college more than a year after high school graduation.
 - The state colleges, community colleges, and nonpublic institutions reported decreases of 44.1%, 48.6%, and 52.6%, respectively.
 - In terms of the number of students enrolled, Nebraska’s community colleges experienced the largest decline between fall 2012 and fall 2022, enrolling 927 fewer first-time freshmen.
- Overall, the number of Nebraska-resident, first-time freshmen who enrolled at Nebraska postsecondary institutions more than a year after high school graduation decreased 42.3%, from 2,483 in fall 2012 to 1,432 in fall 2022. This decrease of 1,051 students is mostly attributable to reduced enrollments at Nebraska’s community colleges and nonpublic institutions.
- See [Table A6.4](#) in [Appendix 6](#) for supporting data and a summary of enrollment changes by sector.

Figure 1.2.4
Changes in the Numbers of Nebraska-Resident, First-Time Freshmen
Enrolled at Nebraska Postsecondary Institutions
More than 12 Months After Graduation from High School
Fall 2022 Compared to Fall 2012



Note. Includes full-time and part-time students. See [Table A6.4](#) in [Appendix 6](#) for supporting data. Data source: National Center for Education Statistics, IPEDS fall 2012 and fall 2022 surveys.