



NEBRASKA OPPORTUNITY GRANT 2024-25 YEAR-END REPORT

October 3, 2025

COMMISSIONERS

Tim Daniels, Chair
Omaha, Member-at-Large

Dr. Dennis Headrick, Vice Chair
Lincoln, District 1

Dr. Deborah Frison
Omaha, District 2

Dr. LeDonna Griffin
Omaha, Member-at-Large

Mary Lauritzen
West Point, Member-at-Large

Dannika Nelson
Oakland, Member-at-Large

Molly O'Holleran
North Platte, District 6

Dr. Paul Von Behren
Fremont, District 3

Tamara Weber
Columbus, District 5

W. Scott Wilson
Plattsmouth, Member-at-Large

STAFF

Dr. Michael Baumgartner
Executive Director

Dr. Kathleen Fimple
Academic Programs Officer

Jill Heese
Research Coordinator

Kadi Lukesh
*Bookkeeper, Budget Coordinator
& Office Manager*

J. Ritchie Morrow
Financial Aid Officer

Helen Pope
Executive Assistant

Matthew Roque
*Capital Project & Financial
Analyst*

Celeste Thompson
ETA Specialist

Gary Timm
*Chief Finance & Administrative
Officer*

Joe Velasquez
Database Manager

Coordinating Commission for Postsecondary Education
140 N. 8th Street, P.O. Box 95005, Lincoln, NE 68509-5005
Phone: (402) 471-2847

The Commission's reports are available online at ccpe.nebraska.gov/reports

NEBRASKA OPPORTUNITY GRANT PROGRAM

The Nebraska Opportunity Grant (NOG) program provides financial aid to students who are residents of Nebraska; have not earned a bachelor's, graduate, or professional degree; have high financial need (defined as having an expected family contribution equal to or less than 110% of the maximum family contribution that qualifies students for a federal Pell Grant); and who are attending eligible Nebraska colleges and universities to earn a degree or credential. The NOG program uses information from the federal Free Application for Federal Student Aid (FAFSA) as the basis for determining eligibility; there is no separate application.

NOG is the State of Nebraska's only need-based financial aid program for postsecondary students and is funded through General fund appropriations and lottery funds. As of the 2022-23 academic year, when analyzing national need-based undergraduate grant dollars per undergraduate enrollment, Nebraska ranked 31st in the country, the same as our ranking from 2021-22.

The NOG program is a decentralized financial aid program. The commission allocates state funding to participating institutions based on a statutory formula that takes into account the proportion of all eligible students attending each institution and their tuition and fees (capped at tuition and fees at the University of Nebraska-Lincoln) and verifies student eligibility but does not determine individual student award amounts or dictate how many eligible students receive NOG grants. Participating institutions award NOG grants to eligible students subject to eligibility criteria, maximum award limits, and available allocations.

For the 2024-25 NOG program award year:

- \$24,405,784 was awarded
- 13,386 students received a Nebraska Opportunity Grant
- \$1,823.23 was the average grant award

Pages 3-6 include charts showing the number of Nebraska students who received a federal Pell grant and the unmet financial need of these students as reported by the institutions. The U.S. Department of Education defines financial need as the difference between how much college costs and how much a student and the student's family can pay towards those costs. The difference between financial need and the amount of financial aid offered by the college to the student to cover the financial need is considered unmet financial need. Students must cover their unmet need from either private loans or out-of-pocket funds. The significant increase from 2023-24 to 2024-25 is primarily due to a change in federal needs assessment resulting in more students being eligible for the Pell Grant.

The remainder of the report reflects various details specifically related to the NOG program, broken out by sector. Of particular interest is the table on page 13 showing the percentage of eligible students that received a NOG award by sector. The table demonstrates both that the NOG program is an important part of the overall financial aid strategy of postsecondary institutions and that many eligible students are not served by the NOG program due to lack of funding.

NOG Program Participating Institutions

University of Nebraska

- University of Nebraska at Kearney
- University of Nebraska –Lincoln
- University of Nebraska Medical Center
- University of Nebraska at Omaha
- Nebraska College of Technical Agriculture

State Colleges

- Chadron State College
- Peru State College
- Wayne State College

Community Colleges

- Central Community College
- Metropolitan Community College
- Mid-Plains Community College
- Northeast Community College
- Southeast Community College
- Western Nebraska Community College

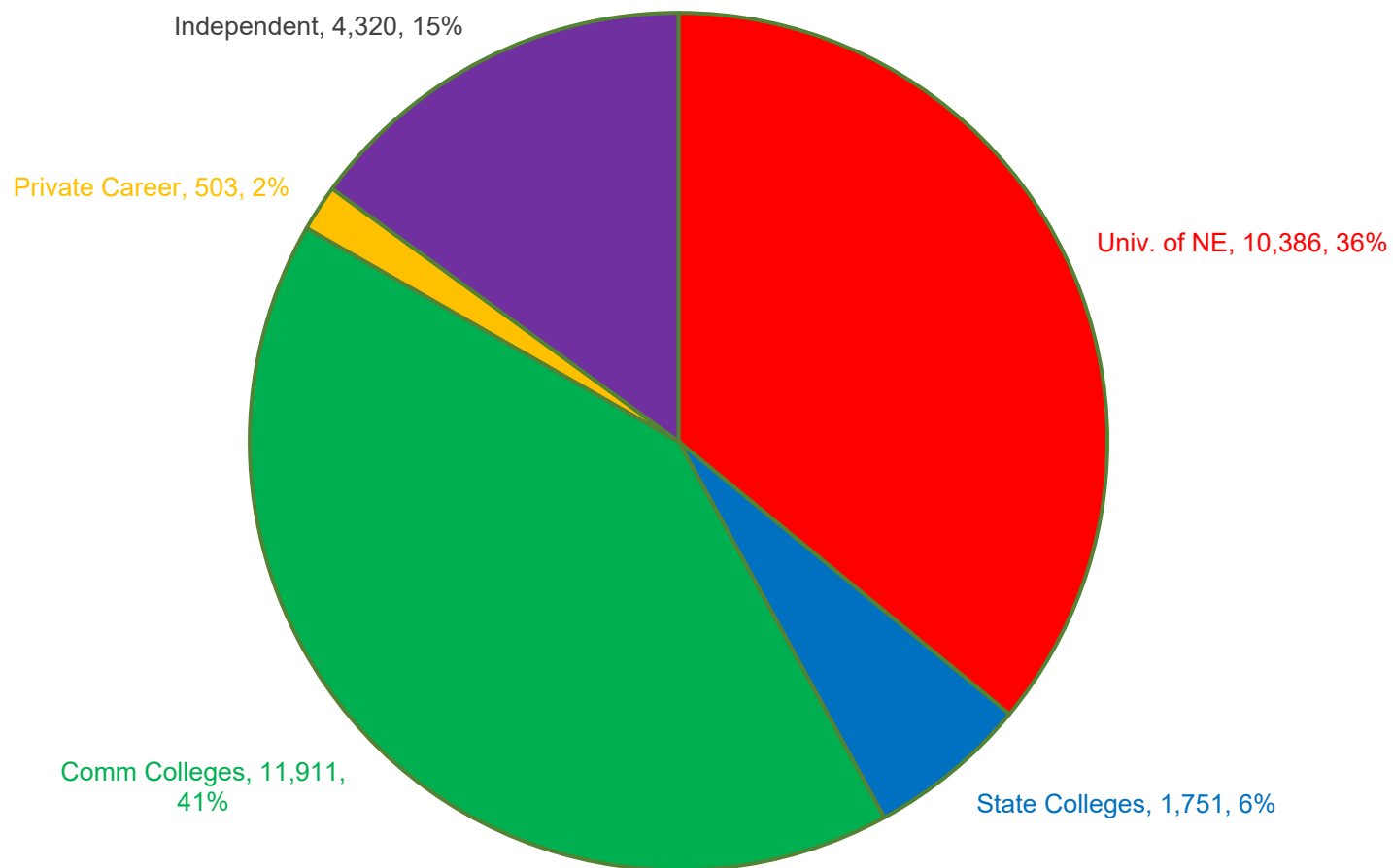
Private Career Colleges

- Capitol Beauty School
- College of Hair Design
- Joseph's College of Beauty
- Xenon International School of Hair

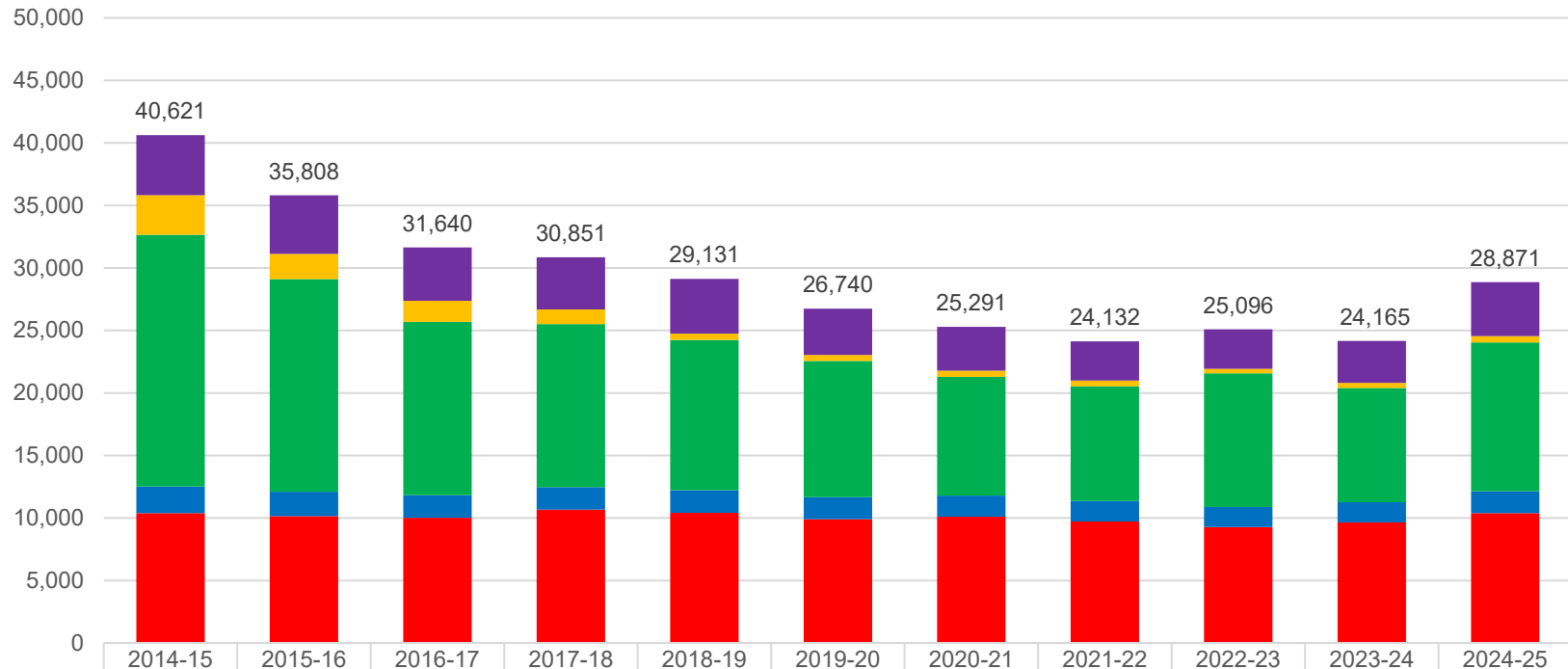
Independent Colleges & Universities

- Bellevue University
- Bryan College of Health Science
- Clarkson College
- College of Saint Mary
- Concordia University
- Creighton University
- Doane University
- Hastings College
- Little Priest Tribal College
- Midland University
- Nebraska Indian Community College
- Nebraska Methodist College
- Nebraska Wesleyan University
- Union Adventist University
- Western Governors University
- York University

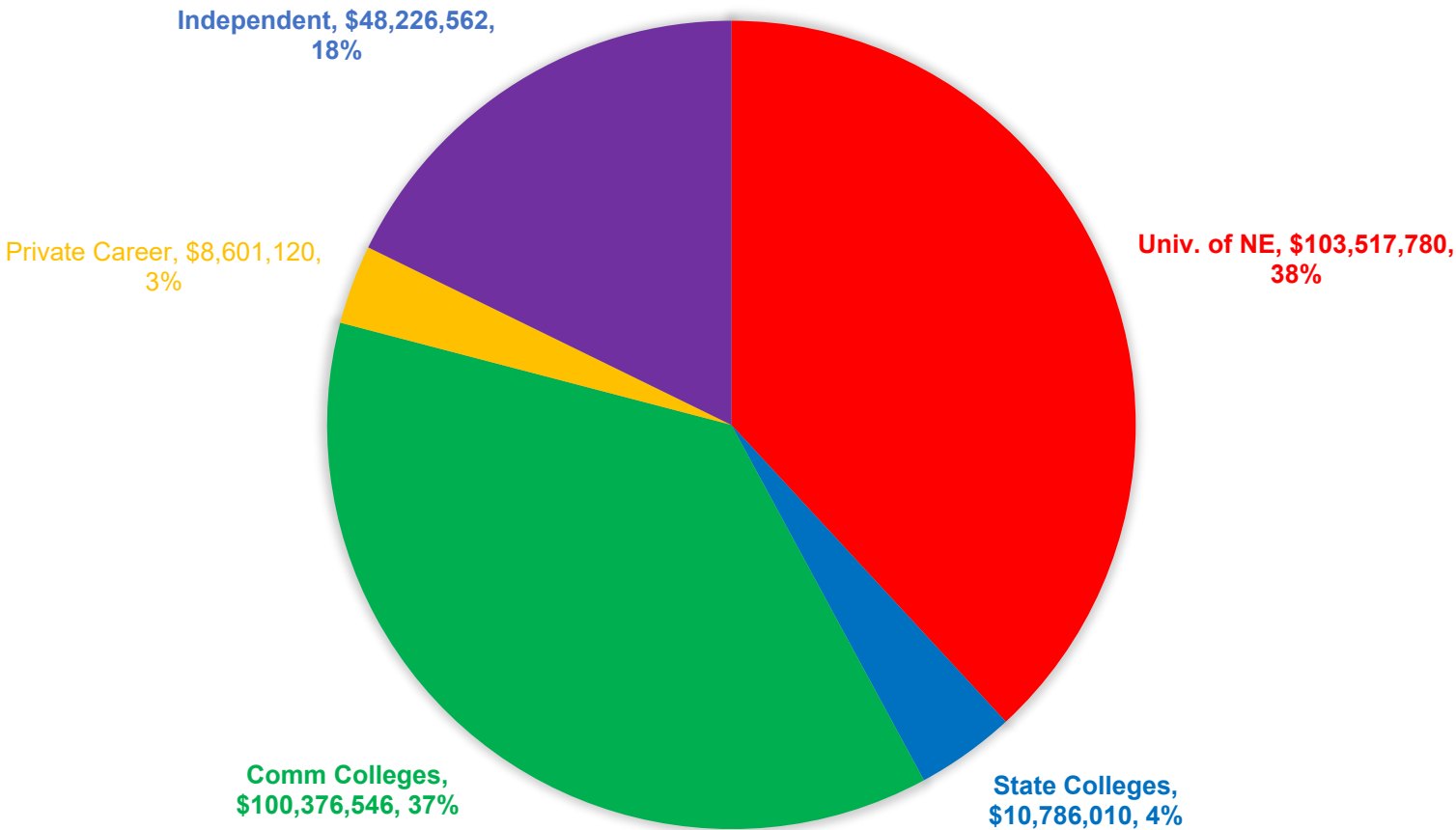
2024-25 Nebraska Resident Pell Grant-Eligible Students by Sector
(percentage is of total enrollment)



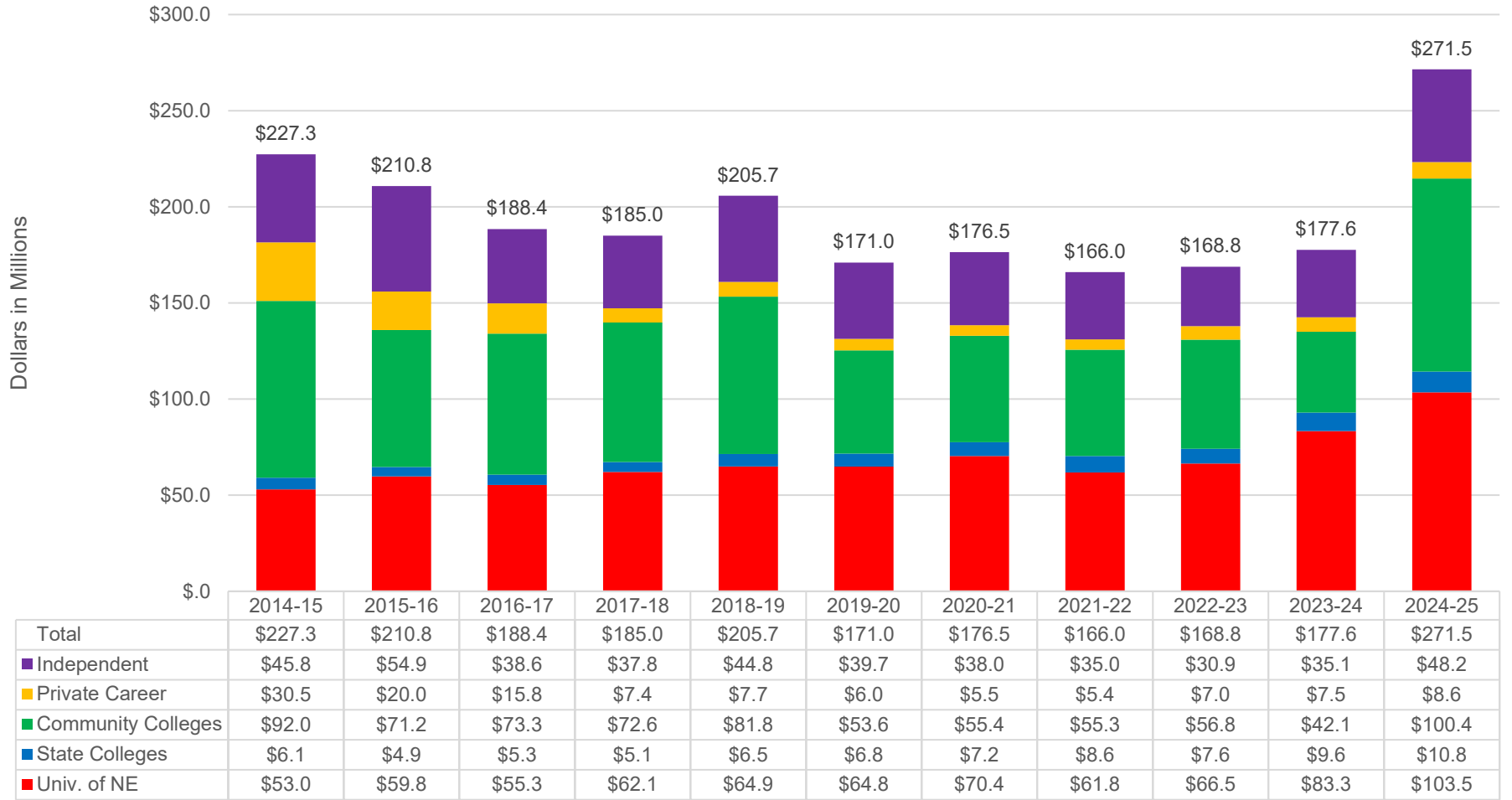
Nebraska Resident Pell Grant-Eligible Students by Sector



**2024-25 UNMET NEED OF PELL GRANT-ELIGIBLE STUDENTS
(PERCENTAGE IS OF TOTAL AMOUNT)**



Nebraska Resident Pell Grant-Eligible Unmet Need by Sector

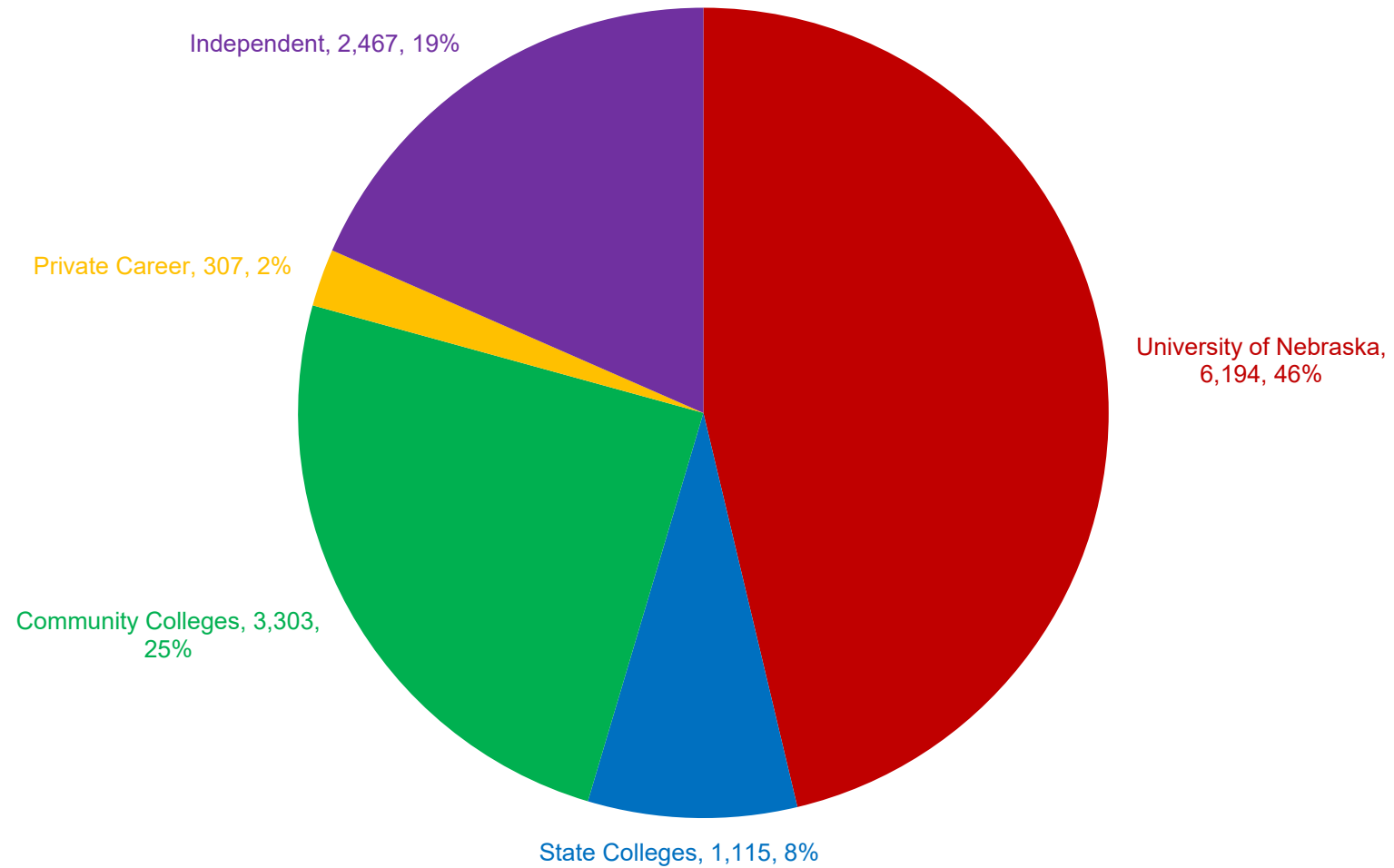


NOG Yearly Process

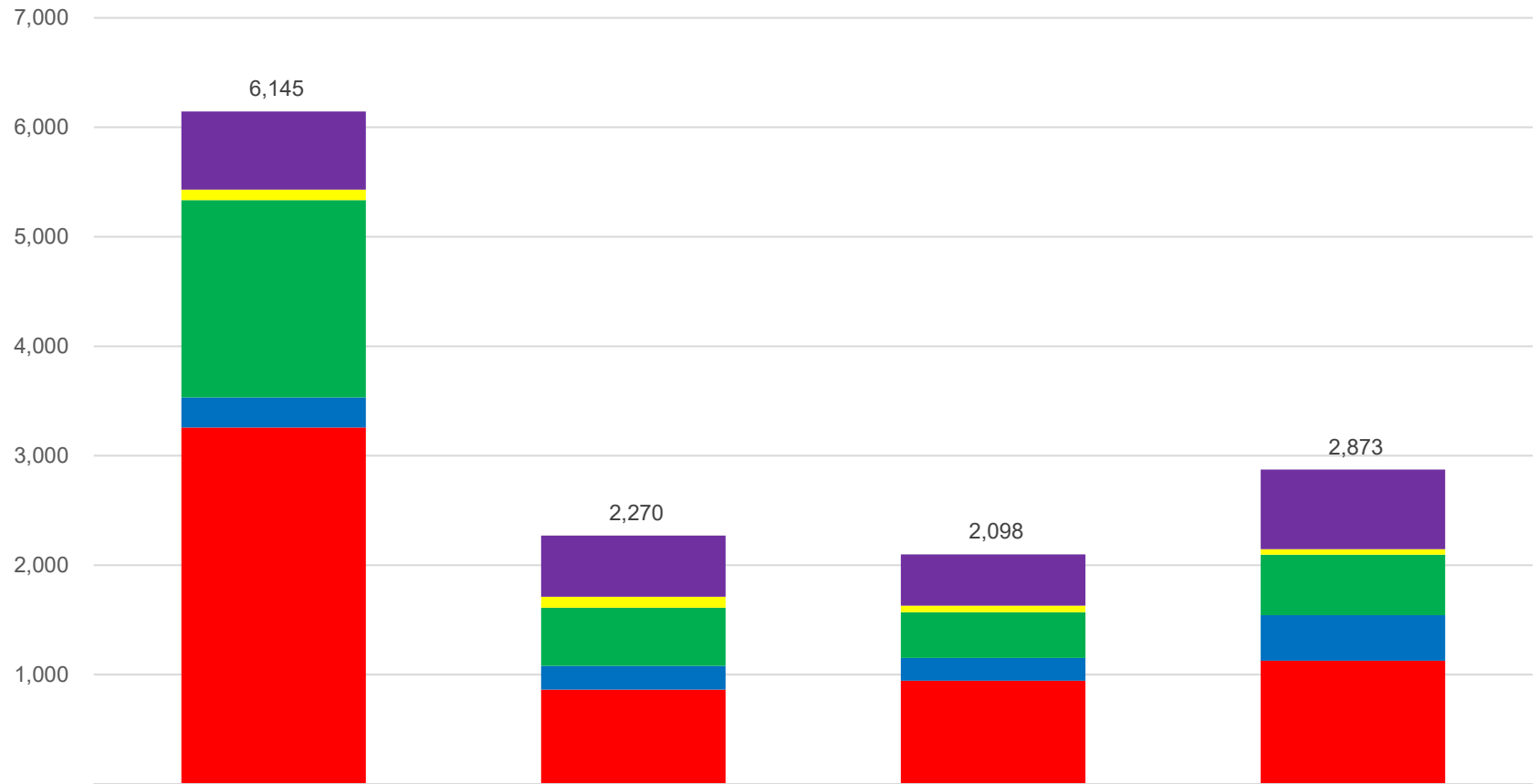
Each year the Commission allocates NOG funding that has been appropriated by the Legislature to participating institutions. In order to provide these institutions timely information, funding estimates are used until a final appropriation bill is approved in late spring. Allocations are calculated using the formula found in Neb. Rev. Stat. § 85-1912. Below are key events of the NOG process:

- Tentative allocation using estimated state General and lottery funds is sent out to institutions in January for the next academic year
- NOG applications to participate are sent to institutions and returned to the Commission in June
- Data from the applications, including the calculation of full-time-equivalent eligible students and tuition and fees charged, are used in the allocation formula
- Final appropriation amounts passed by Legislature and approved by Governor no later than June
- Final allocation notice sent to institutions in July
- Institutions submit a list of recommended students for Commission approval
 - Must be done prior to disbursement to student
 - Sent in multiple lists throughout the year
 - Funds sent at least twice a year based on approved list of students
 - Final submission must be submitted by May 31st of the academic year
- Commission performs audits of student eligibility at each participating institution every fall

2024-25 NOG Recipients by Sector

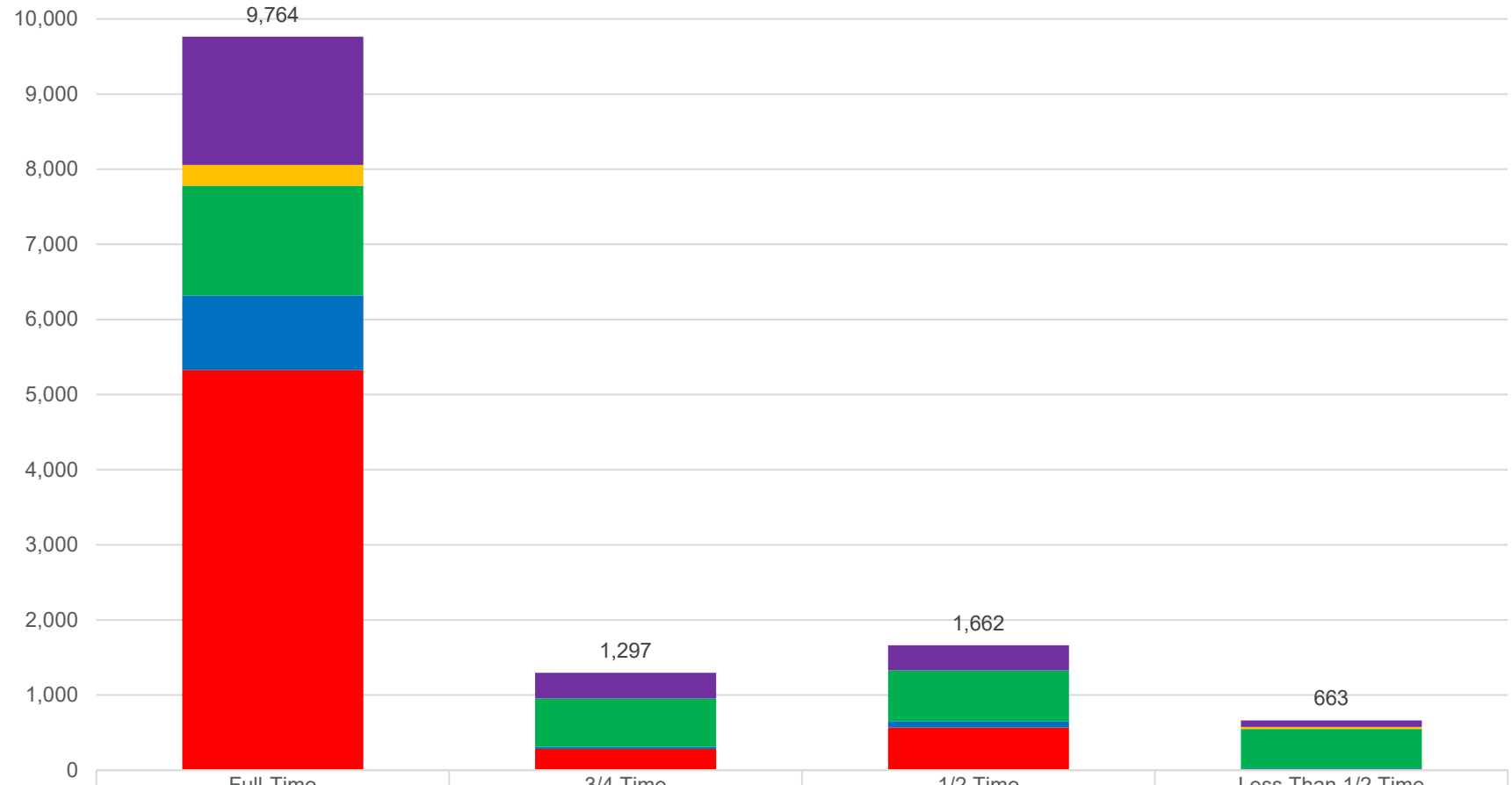


2024-25 NOG Recipients by Family Income



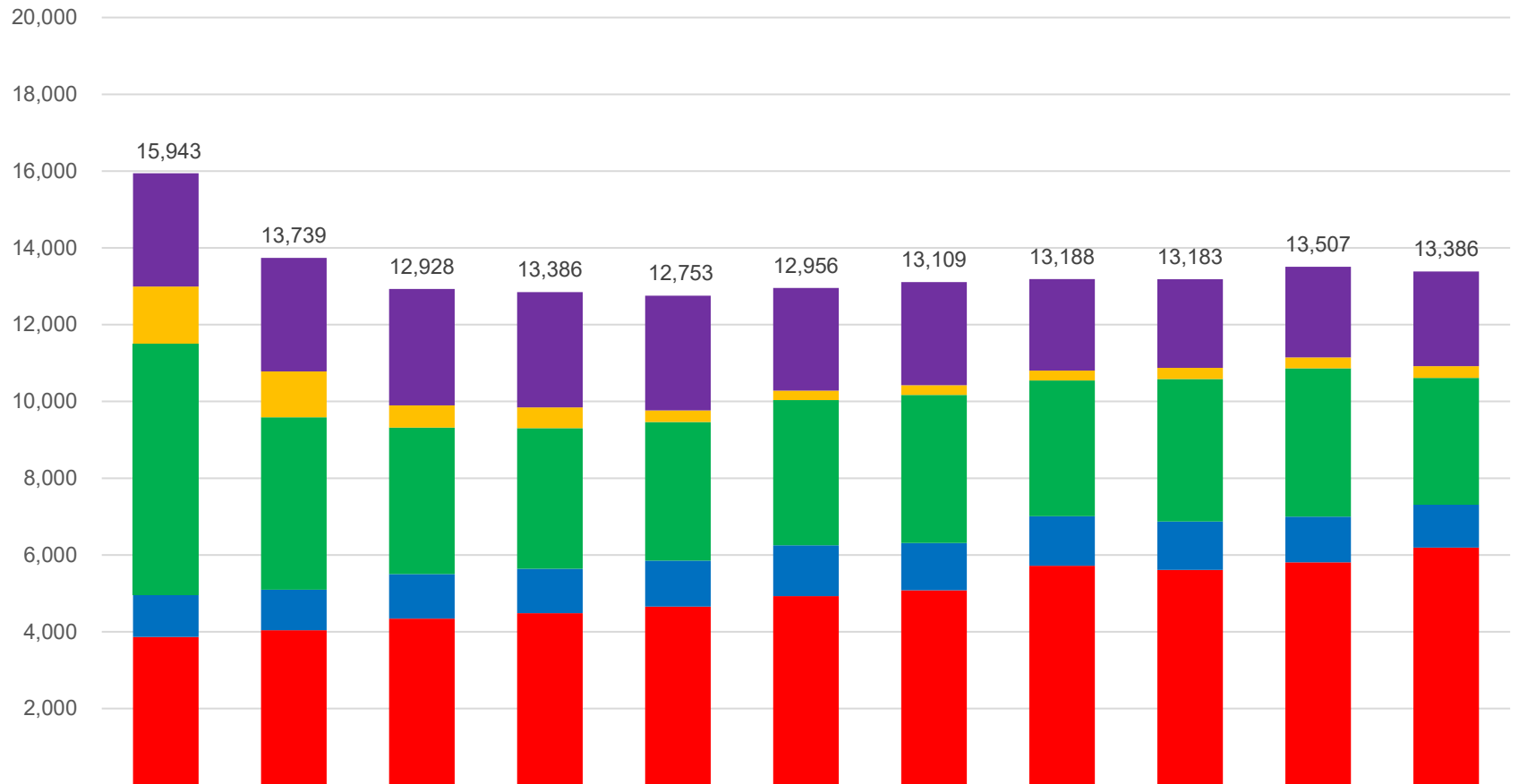
| | 0-\$19,999 | \$20,000-\$39,999 | \$40,000 - \$59,999 | \$60,000+ |
|----------------|------------|-------------------|---------------------|-----------|
| Total | 6,145 | 2,270 | 2,098 | 2,873 |
| Independent | 714 | 558 | 468 | 727 |
| Private Career | 96 | 101 | 60 | 50 |
| Comm Colleges | 1,803 | 530 | 417 | 553 |
| State Colleges | 274 | 218 | 208 | 415 |
| Univ. of NE | 3,258 | 863 | 945 | 1,128 |

2024-25 Recipients by Sector by Enrollment



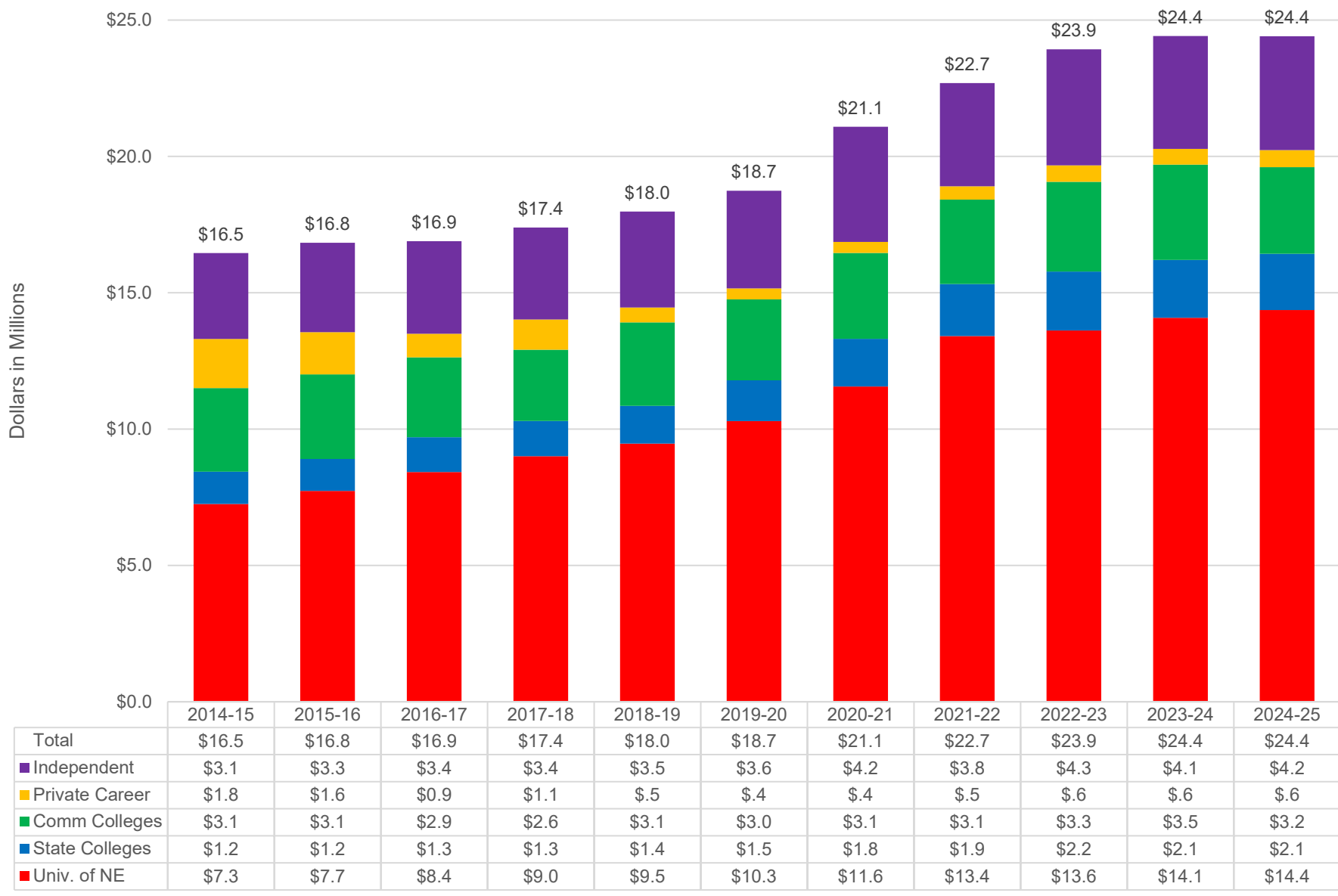
| | Full-Time | 3/4 Time | 1/2 Time | Less Than 1/2 Time |
|----------------|-----------|----------|----------|--------------------|
| Total | 9,764 | 1,297 | 1,662 | 663 |
| Independent | 1,707 | 342 | 332 | 86 |
| Private Career | 278 | 0 | 0 | 29 |
| Comm Colleges | 1,460 | 644 | 677 | 522 |
| State Colleges | 990 | 29 | 85 | 11 |
| Univ. of NE | 5,329 | 282 | 568 | 15 |

NOG Recipients by Sector



| | 2014-15 | 2015-16 | 2016-17 | 2017-18 | 2018-19 | 2019-20 | 2020-21 | 2021-22 | 2022-23 | 2023-24 | 2024-25 |
|----------------|---------|---------|---------|---------|---------|---------|---------|---------|---------|---------|---------|
| Total | 15,943 | 13,739 | 12,928 | 13,386 | 12,753 | 12,956 | 13,109 | 13,188 | 13,183 | 13,507 | 13,386 |
| Independent | 2,950 | 2,956 | 3,029 | 3,003 | 2,985 | 2,674 | 2,687 | 2,384 | 2,309 | 2,362 | 2,467 |
| Private Career | 1,489 | 1,195 | 581 | 542 | 305 | 246 | 252 | 256 | 290 | 282 | 307 |
| Comm Colleges | 6,530 | 4,492 | 3,814 | 3,663 | 3,607 | 3,784 | 3,857 | 3,537 | 3,713 | 3,864 | 3,303 |
| State Colleges | 1,109 | 1,053 | 1,160 | 1,156 | 1,198 | 1,324 | 1,230 | 1,290 | 1,261 | 1,189 | 1,115 |
| Univ. of NE | 3,865 | 4,043 | 4,344 | 4,485 | 4,658 | 4,928 | 5,083 | 5,721 | 5,610 | 5,810 | 6,194 |

NOG Amount Awarded by Sector



| Sector | # and % of Eligible Students | # and % of NOG Recipients | % of Elig who Received NOG | \$ and % of NOG Awarded | Average NOG Award |
|--|------------------------------|---------------------------|----------------------------|-------------------------|-------------------|
| University of Nebraska (5) | 11,751 37.7% | 6,194 46.3% | 52.7% | \$14,367,399 58.9% | \$2,319.57 |
| State Colleges (3) | 2,014 6.5% | 1,115 8.3% | 55.4% | \$2,063,275 8.5% | \$1,850.47 |
| Community Colleges (6) | 12,923 41.4% | 3,303 24.7% | 25.6% | \$3,175,291 13.0% | \$961.34 |
| Private Career Schools (4) | 505 1.6% | 307 2.3% | 60.8% | \$627,448 2.6% | \$2,043.80 |
| Independent Colleges & Universities (17) | 3,992 12.8% | 2,467 18.4% | 61.8% | \$4,172,371 17.1% | \$1,691.27 |
| Total | 31,185 100.0% | 13,386 100.0% | 42.9% | \$24,405,784 100.0% | \$1,823.23 |