



ACCESS COLLEGE EARLY SCHOLARSHIP 2018-19 YEAR-END REPORT

Statutory Authority Neb. Rev. Stat. § 85-2106

Approved by Commission February 5, 2020

COMMISSIONERS

Dr. Deborah A. Frison, Chair
Omaha, District 7

Dr. John Bernthal, Vice-Chair
Lincoln, District 1

Colleen Adam
Hastings, District 5

Gwenn Aspen
Omaha, Member-at-Large

Tim Daniels
Omaha, Member-at-Large

Charles Garman
Omaha, Member-at-Large

Dr. Ron Hunter
Hay Springs, District 6

Mary Lauritzen
West Point, Member-at-Large

Dwayne Probyn
Omaha, District 4

Dr. Paul Von Behren
Fremont, District 3

W. Scott Wilson
Plattsmouth, Member-at-Large

STAFF

Dr. Michael Baumgartner
Executive Director

Dr. Kathleen Fimple
Academic Programs Officer

Jill Heese
Research Coordinator

Kadi Lukesh
*Bookkeeper, Budget Coordinator
& Office Manager*

J. Ritchie Morrow
Financial Aid Officer

Helen Pope
Executive Assistant

Edie Schleiger
Administrative Assistant

Gary Timm
*Chief Finance & Administrative
Officer*

Joe Velasquez
Database Manager

Mike Wemhoff
Facilities Officer

Coordinating Commission for Postsecondary Education
140 N. 8th Street, P.O. Box 95005, Lincoln, NE 68509-
5005 Phone: (402) 471-2847

The Commission's reports are available online at ccpe.nebraska.gov/reports

Access College Early (ACE) Scholarship Program

Authorized by the Nebraska Legislature in 2007, the Access College Early (ACE) Scholarship Program pays tuition and mandatory fees for qualified, low-income high school students to enroll in college courses from Nebraska colleges or universities, either through dual enrollment or early enrollment agreements with these institutions. High school students may apply for funding under this program by completing the ACE Student Application, which is reviewed by the Coordinating Commission for award consideration.

To qualify for the scholarship, the student or student's family must be approved to participate in one of the federal need-based government programs listed below, have experienced an extreme hardship that affects family income, or be participating in a designated Career Education program as established by the Nebraska Department of Education.

- Free or Reduced Price Lunch Program
- Supplemental Security Income
- Temporary Assistance to Needy Families (TANF)
- Supplemental Nutrition Assistance Program (SNAP)
- Special Supplemental Assistance Program (WIC)

The objective of the ACE program is to encourage well-prepared high school students from low-income families to enroll in college courses. High school students who are awarded an ACE scholarship to complete college courses while in high school can decrease their time to graduation and consequently the cost of a degree. However, students must pay to take advantage of these college course opportunities to receive college credit that can jumpstart their college careers. For students who are economically disadvantaged, the financial constraints are great.

Research shows that high school students who take college courses while in high school remain in school and graduate at higher rates, enroll in college at increased rates, and return for their college sophomore years at higher rates. In Nebraska, public high school ACE recipients are 32 percentage points more likely to go on to college than other public high school students from low-income families.

As can be seen from the charts starting on page 7, public high school students who are ACE scholarship recipients continue on to college at a much greater rate than public high school students from low-income families that do not receive ACE scholarships. In fact, public high school ACE scholarship recipients continue on to college at a slightly higher rate than public high school students from non-low-income families.

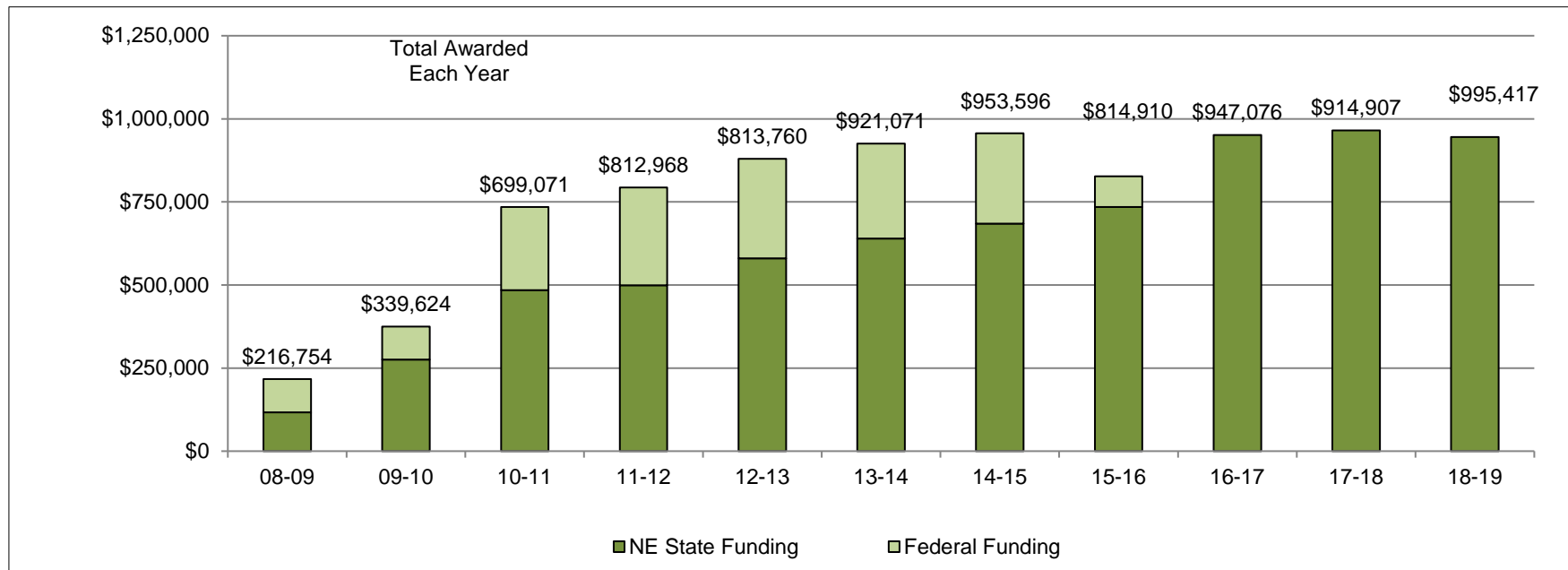
Distribution of the 2018-19 Access College Early Scholarship

The Access College Early (ACE) Scholarship pays the tuition and mandatory fees of eligible Nebraska high school students taking dual-enrollment and early-admit college courses at participating Nebraska colleges and universities. For 2018-19 the ACE Scholarship program was funded with \$965,300 General funds appropriated by the Legislature.

Nebraska colleges and universities enrolled 2,309 low-income, Nebraska high school students from 223 high schools who received 4,057 ACE Scholarships in 2018-19. The total amount awarded was \$995,417.66¹, with the average award per scholarship equaling \$245.35.

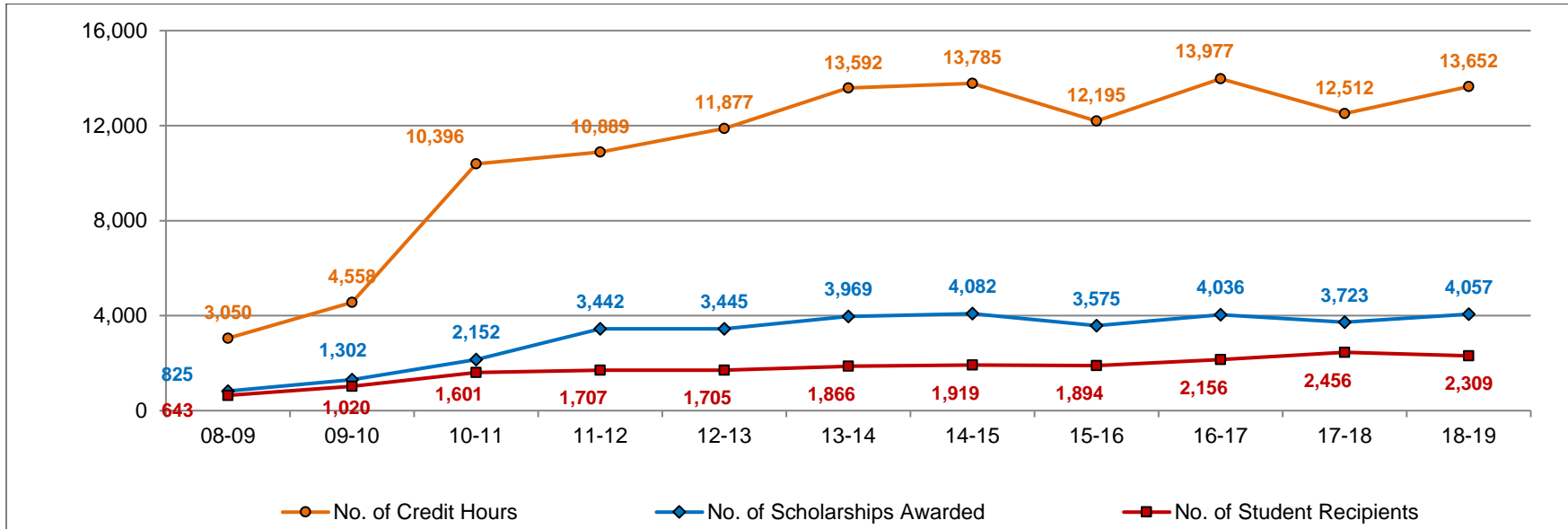
The ACE Scholarship allowed these high school students from low-income families to enroll in 13,652.5 credit hours of college course work. Seventy-six percent of the grades received by these students were a B or better. (See page 10)

Total ACE Scholarship Amount Awarded

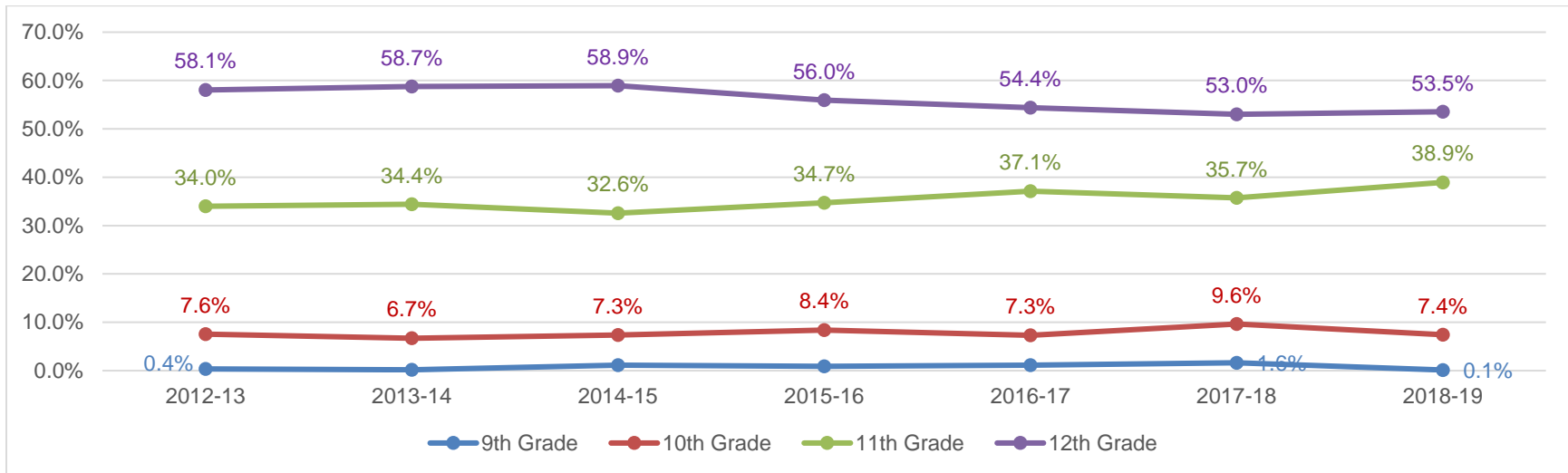


¹ The number of scholarships awarded to a student is limited each year based on available funding and an estimated number of students who will be applying. For 2018-19 students were limited to three scholarships for the year. The amount awarded exceeded the amount appropriated for the year due to the carryover of un-awarded funds from the previous year.

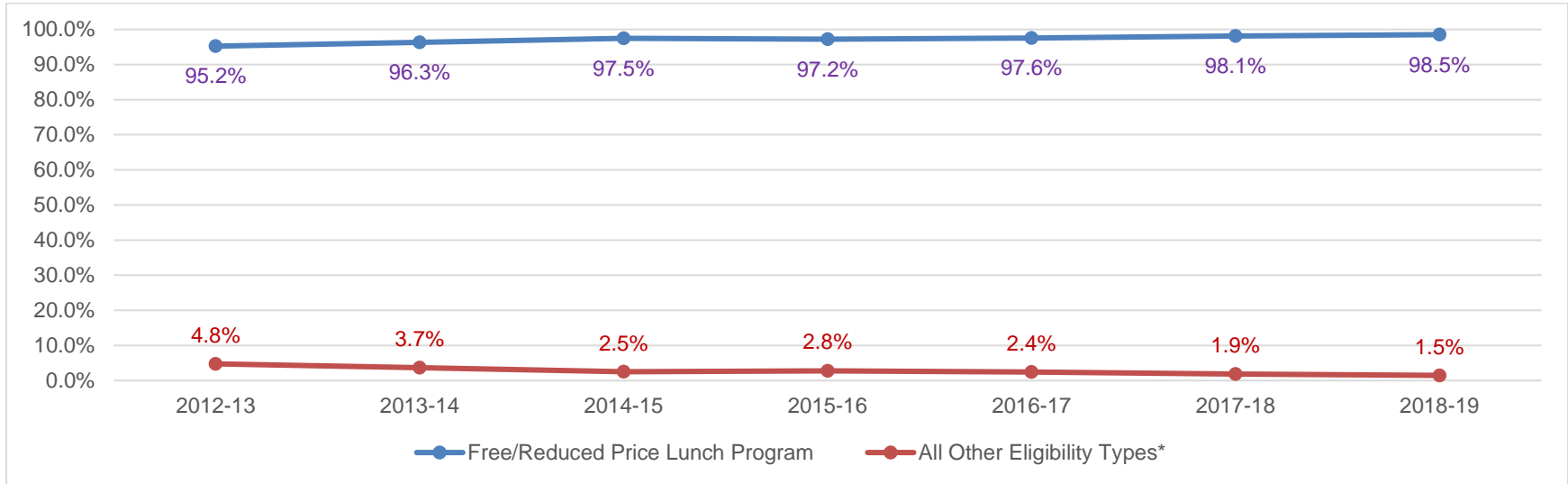
ACE Scholarship Recipients, Scholarships Awarded, and Credit Hours Taken



High School Grade Level of ACE Scholarship Recipients

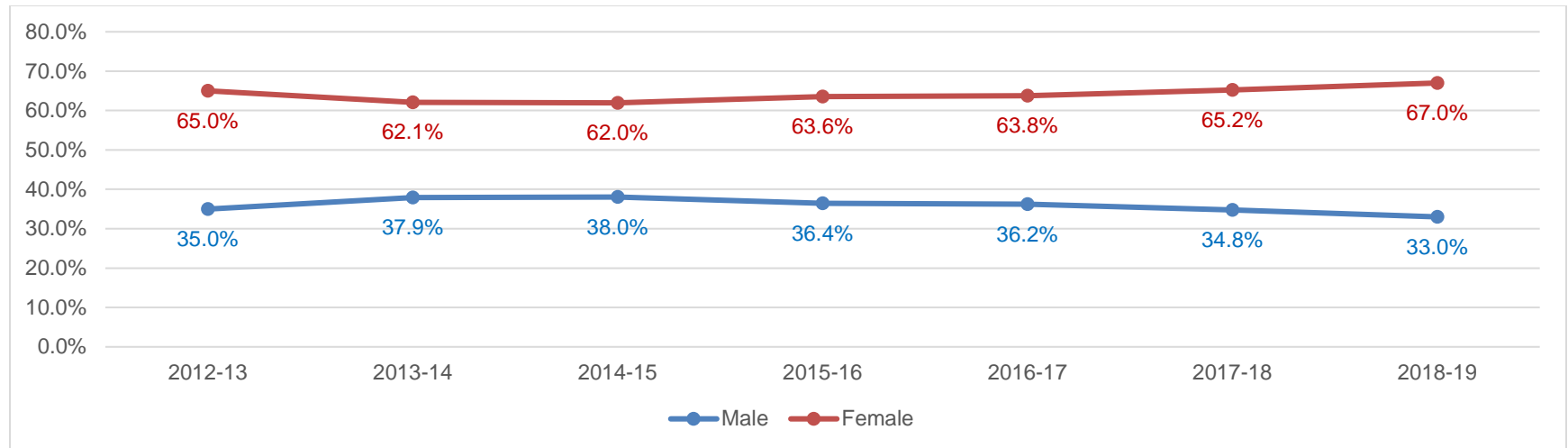


Eligibility of ACE Recipients

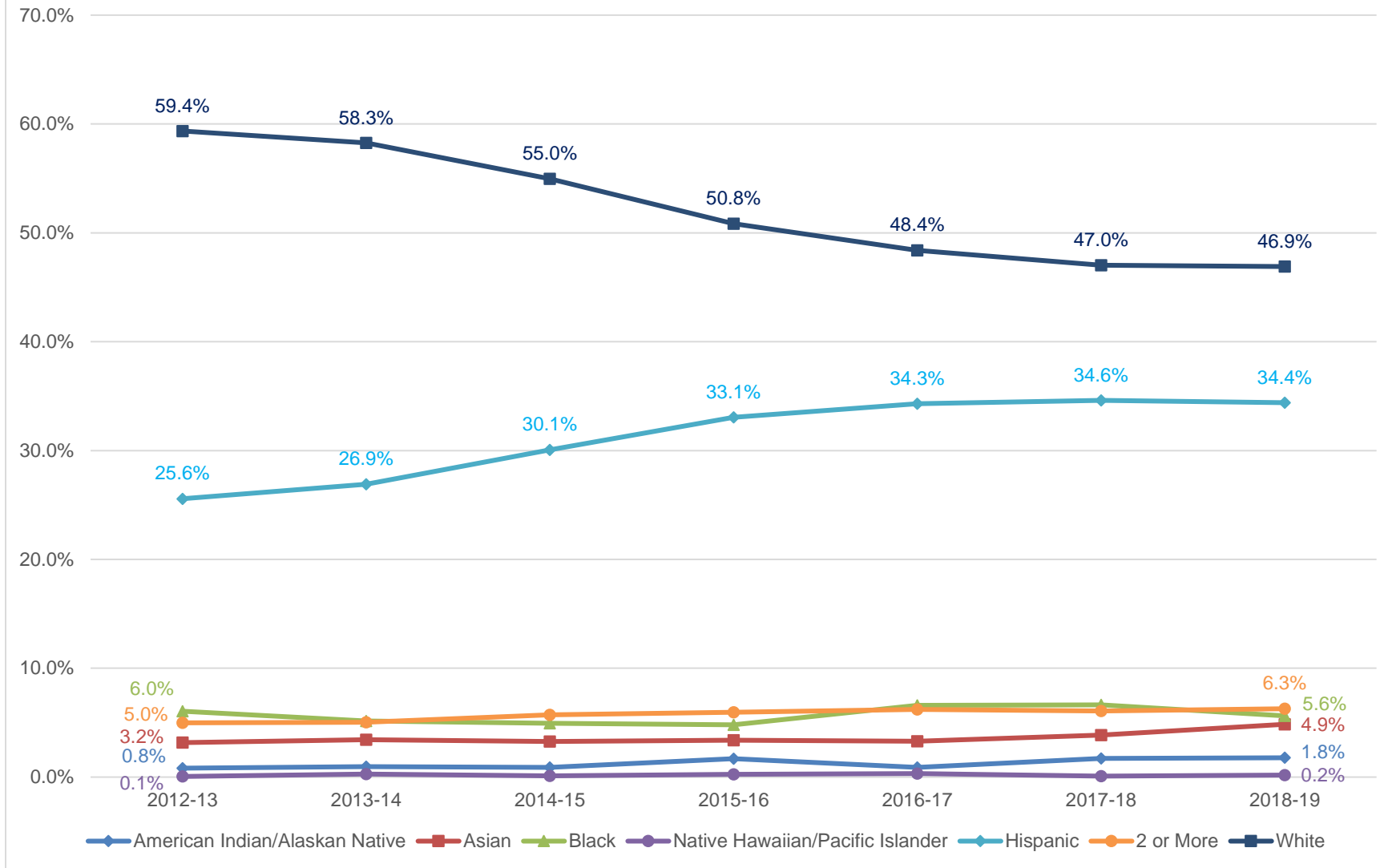


*All Other Eligibility Types Include: CPSE – Career Program of Study; SNAP – Supplemental Nutrition Assistance Program; SSI – Supplemental Security Income; TANF – Temporary Assistance for Needy Families; WIC – Special Supplemental Nutrition Program; Other Hardship

Gender of ACE Scholarship Recipients



Race of ACE Scholarship Recipients



College Continuation Rates of ACE Scholarship Recipients

Since 2009, the Coordinating Commission has conducted research to determine how many of the high school seniors who receive ACE scholarships continue on to college compared to other low-income and non-low-income graduates of Nebraska's public high schools.

For this research, a college continuation rate is defined as the percentage of public high school graduates who were enrolled in college within one year of their high school graduation. For example, for the public high school seniors who received ACE scholarships during 2015–16, the college continuation rate is the percentage of these students who were enrolled in college any time between June 1, 2017, and May 31, 2018.

Using student records and summary reports from the Nebraska Department of Education (NDE) and enrollment records from the National Student Clearinghouse (NSC), the Commission calculates the college continuation rates by gender for the public high school seniors who were ACE scholarship recipients.

The Commission then compares the college continuation rates for the seniors who received ACE scholarships while attending public high schools to the college continuation rates for other low-income and non-low-income graduates of Nebraska's public high schools.

Low-income students are defined as students who are approved to receive free or reduced-price school lunches.

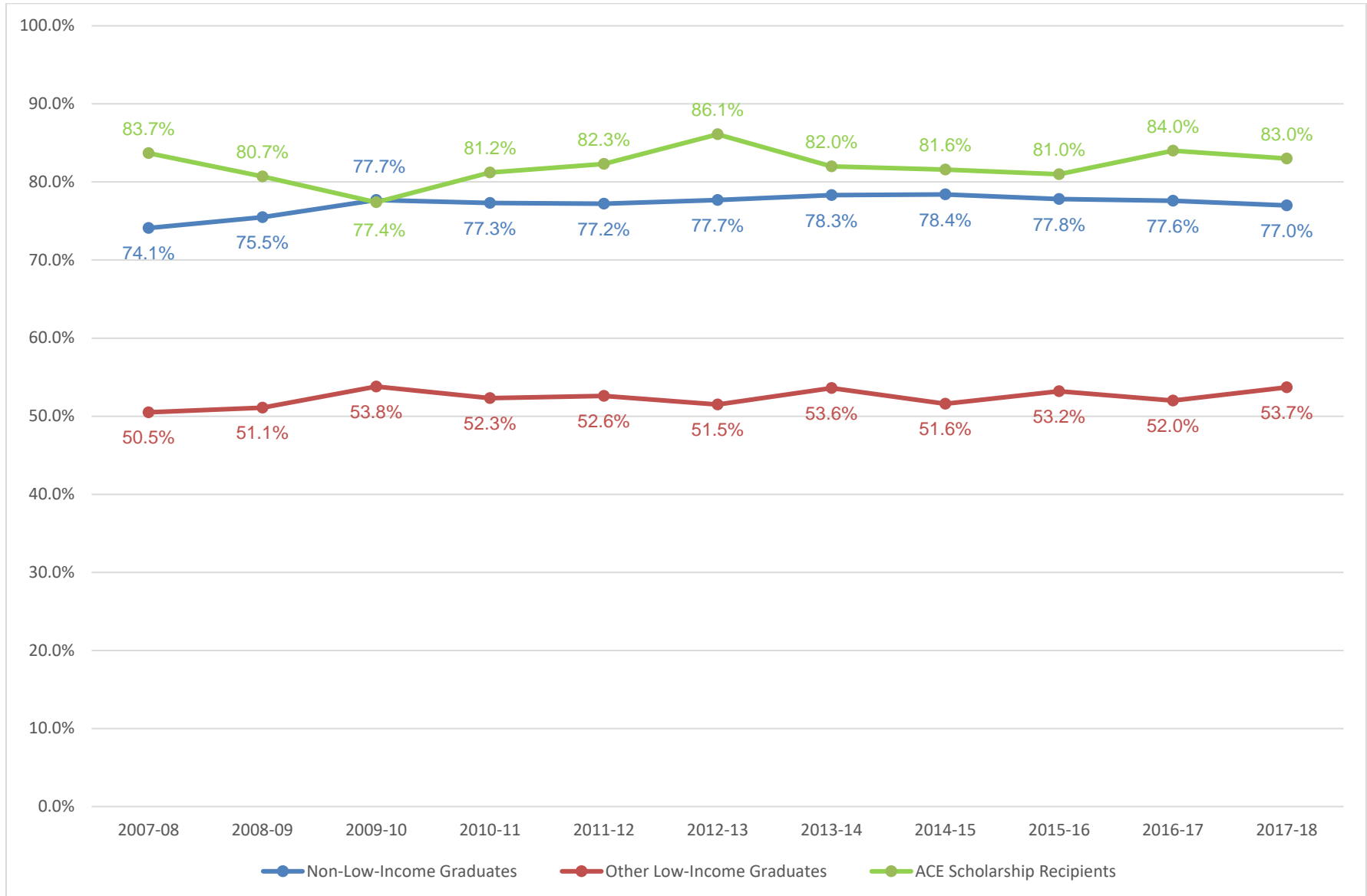
Non-low-income students are students who are not approved for free or reduced-price school lunches.¹

Since the Commission relies on college enrollment records from the NSC, students who continue on to college at non-NSC-reporting institutions are classified as not continuing on to college. As a result, college continuation rates reported here are underreported to some degree.

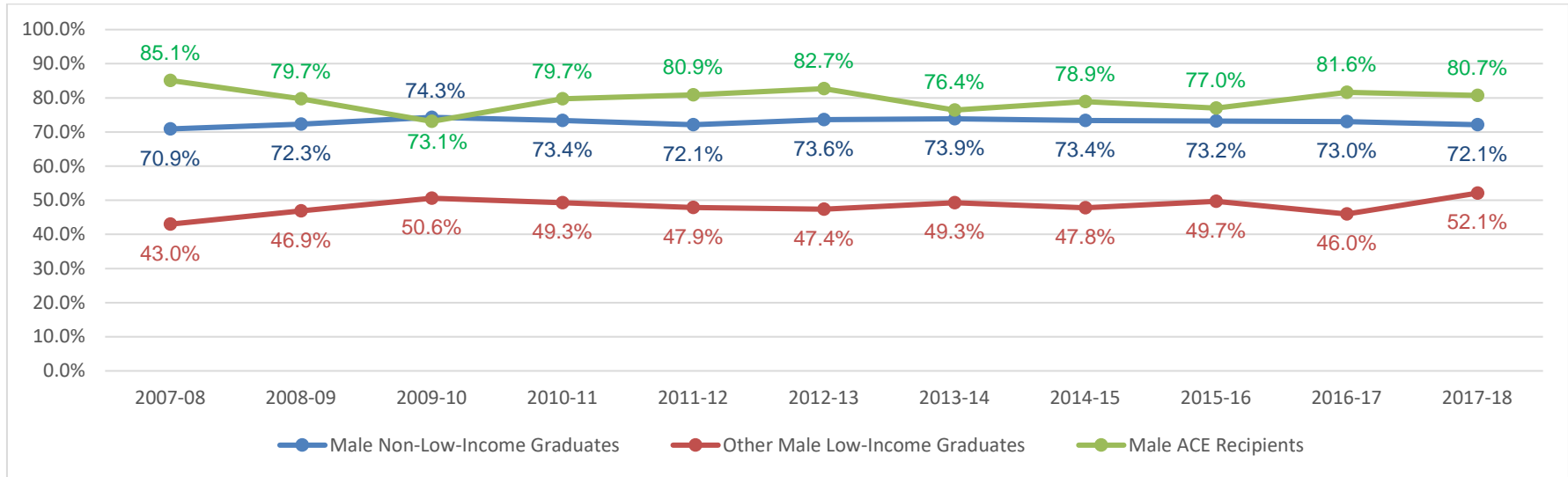
Students who were homeschooled or attended nonpublic (private) high schools are not included in this phase of the research because the NDE does not have sufficient records for the Commission to compute college continuation rates for nonpublic high school students.

¹ Non-low-income students for this study include at least some students who live in low-income households but who did not apply for free or reduced-price school lunches. Since participation in the free or reduced-price school lunch program is the only indicant of household income in the student records maintained by the Nebraska Department of Education, low-income students in the non-low-income category cannot be identified and excluded for the purposes of analysis.

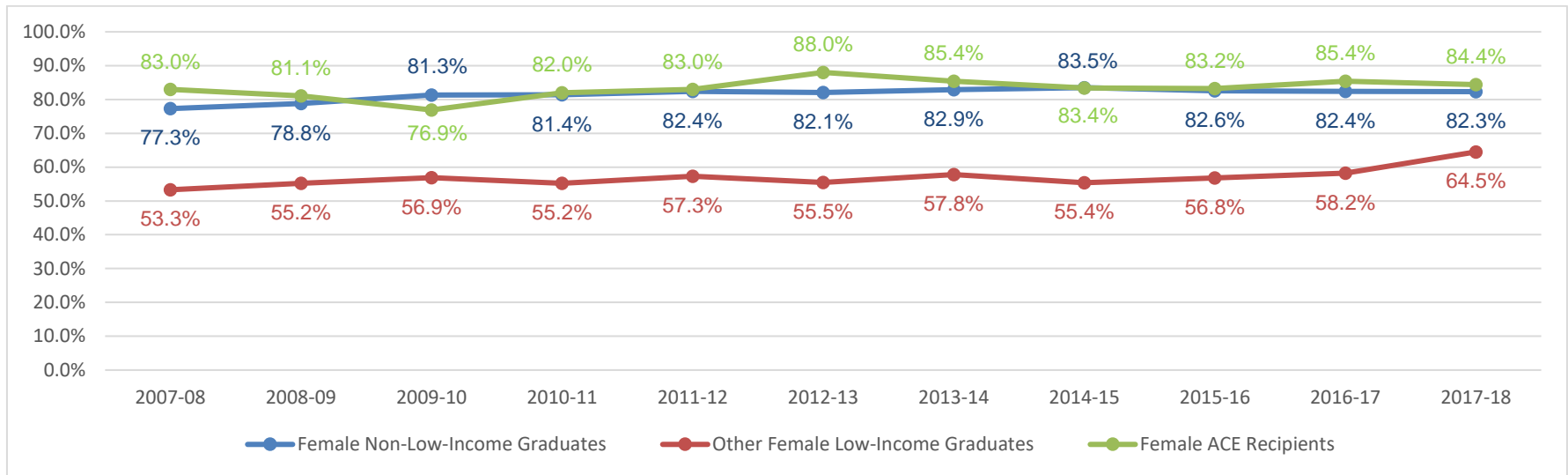
Public High School College Continuation Rate



Male Public High School College Continuation Rate



Female Public High School College Continuation Rate



2018-19 Access College Early Scholarship

College	Amount Awarded	Number of Students	Number of Scholarships	Average per Scholarship
Bryan College of Health (BCH)	\$800.00	4	4	\$200.00
Central Community College (CCC)	\$282,500.00	567	942	\$301.94
Chadron State College (CSC)	\$7,760.74	15	16	\$485.05
College of St Mary (CSM)	\$198.00	2	2	\$99.00
Concordia University (CU)	\$1,080.00	4	4	\$270.00
Hastings College (HC)	\$1,440.00	5	11	\$130.90
Little Priest Tribal College (LPTC)	\$28,466.00	17	43	\$662.00
Metropolitan Community College (MCC)	\$27,432.00	212	306	\$89.65
Midland University (MU)	\$70,250.00	209	281	\$250.00
Mid-Plains Community College (MPCC)	\$71,422.00	104	210	\$340.10
NE College of Technical Agriculture (NCTA)	\$3,353.25	17	19	\$176.49
Northeast Community College (NECC)	\$81,361.50	265	487	\$167.07
Nebraska Wesleyan University (NWU)	\$122,360.00	256	377	\$324.56
Peru State College (PSC)	\$25,407.00	84	131	\$193.95
Southeast Community College (SCC)	\$41,560.00	155	260	\$159.85
University of Nebraska at Kearney (UNK)	\$6,300.00	23	27	\$233.33
University of Nebraska-Lincoln (UNL)	\$1,500.00	6	6	\$250.00
University of Nebraska at Omaha (UNO)	\$158,034.20	426	595	\$265.60
Western Nebraska Community College (WNCC)	\$42,681.97	138	221	\$193.13
Wayne State College (WSC)	\$21,511.00	107	115	\$187.05

NOTE: Tuition and fee charges are set by each institution, so Average per Scholarship varies by institution.

NOTE 2: Student numbers on the above and following charts do not total 2,309 due to students taking classes at multiple institutions.

NOTE 3: Data related to colleges where the number of students in the above chart equaled five or less were masked in the Grades Earned per Course chart, the Gender Race/Ethnicity chart, and the Grade & Eligibility chart on the following pages.

**2018-19 Access College Early Scholarship
Grades Earned per Course**

College	A+	A	A-	B+	B	B-	C+	C	C-	D+	D	D-	F	W	IP**	Hours^
BCH@																
CCC	33	404		117	193		37	82		11	15		28	22		2,828
CSC		4			5			5			2					52
CSM@																
CU@																
HC@																
LPTC		16			9			11			7					129
MCC		137			80			50			7		17	15		1,380.5
MU		74			108			81			9		2	7		146
MPCC	24	91		24	35	2	9	16		3	2		2	2		667.5
NCTA		3		2	5	1		4		1	1				2	51
NECC	98	156		69	73		27	28		3	12		8	13		1,511
NWU	53	141	26	40	50	13	14	22	4	1	3		5	5		1,288
PSC		75		14	22		9	9		2						412
SCC	25	72		49	42		24	19		9	3		8	9		1,246
UNK	7	10	4	1	4		1									84
UNL		2	2		1			1								19
UNO	30	206	44	36	159	10	23	57	2	5	13		2	8		1,920
WNCC	7	40	19	14	25	17	8	26	15	3	11	4	26	6		727.5
WSC		54	12	7	17	8	6	5	2		1		2	1		439

** Course work in progress

^ Total number of credit hours paid for by the scholarship

@ Data masked due to low numbers

**2018-19 Access College Early Scholarship
Gender & Race**

College	Female	Male	American Indian/Alaskan Native	Asian	Black	Native Hawaiian/Pacific Islander	Hispanic	2 or More	White
BCH@									
CCC	349	218	5	8	12	1	220	30	291
CSC	11	4	1				1		13
CSM@									
CU@									
HC@									
LPTC	11	6	15					2	
MCC	139	73	5	15	33	1	62	20	76
MU	148	61	1	21	37		126	8	16
MPCC	82	22	1		1		8	7	87
NCTA	10	7		1			3	1	12
NECC	176	89	6	1	3	1	51	14	189
NWU	176	80	3	19	15		78	17	124
PSC	62	22	1	1			9	7	66
SCC	91	64	1	4	1		14	8	127
UNK	15	8					13		10
UNL	3	3		1			1		4
UNO	328	98	1	49	34		238	30	74
WNCC	88	50	4	1	3	1	52	9	68
WSC	85	22	2	2	3		52	4	44

@ Data masked due to low numbers

2018-19 Access College Early Scholarship Grade & Eligibility* Criteria											
College	9 th	10 th	11 th	12 th	CPSE	F/R	Other Hardship	SNAP	SSI	TANF	WIC
BCH@											
CCC		26	184	357		561	2	4			
CSC			4	11		15					
CSM@											
CU@											
HC@											
LPTC			9	8		17					
MCC		14	58	140		206	2	4			
MU		3	198	8		208		1			
MPCC		2	44	58		102			1		1
NCTA		1	9	7		17					
NECC		7	84	174		261		4			
NWU		3	103	150		252	1	1	2		
PSC			33	51		81	1	1	1		
SCC			52	103		152	2	1			
UNK			7	16		23					
UNL			3	3		6					
UNO	2	111	116	197		422	3		1		
WNCC	1	2	63	72		136		2			
WSC		5	51	51		105		1	1		

*CPSE – Career Program of Study; F/R – Free or Reduced Price Lunch Program; SNAP – Supplemental Nutrition Assistance Program; SSI – Supplemental Security Income; TANF – Temporary Assistance for Needy Families; WIC – Special Supplemental Nutrition Program

@ Data masked due to low numbers

Access College Early 2018-19 Number of Scholarships Awarded by High School

College (number of high schools)
High School (number of students, number of scholarships)

Bryan College of Health (4):

Lincoln Northeast (1, 1)
Omaha South (1, 1)
Pawnee City (1, 1)
Skutt Catholic (1, 1)

Central Community College (62):

Adams Central (Hastings) (4, 4)
Ainsworth (2, 3)
Alma (1, 1)
Amherst (1, 3)
Aquinas (1, 1)
Arapahoe (3, 6)
Arcadia (1, 2)
Aurora (17, 19)
Blue Hill (10, 18)
Boone Central (Albion) (9, 15)
Burwell (1, 1)
Cambridge (3, 6)
Central Catholic (Grand Island) (3, 5)
Central City (19, 43)
Central Valley (Greeley) (3, 3)
Clarkson (2, 4)
Columbus (16, 25)
Cozad (10, 15)
Creighton (1, 1)
Cross Co (Stromsburg) (2, 2)
David City (3, 5)

Doniphan-Trumbull (3, 9)
Elwood (1, 1)
Franklin (1, 1)
Fullerton (9, 19)
Gibbon (4, 5)
Gothenburg (1, 2)
Grand Island (184, 333)
Hampton (2, 3)
Harvard (10, 13)
Hastings, (14, 19)
Holdrege (6, 7)
Humphrey (1, 1)
Kearney (6, 9)
Lakeview (Columbus) (7, 15)
Lawrence-Nelson (11, 27)
Leigh (5, 8)
Lexington (66, 87)
Litchfield (1, 1)
Madison (7, 9)
Northwest (Grand Island) (12, 25)
Ord (16, 19)
Osceola (5, 10)
Palmer (10, 20)
Pope John XXIII (Elgin) (1, 1)
Ravenna (3, 6)
Red Cloud (2, 3)
Sandy Creek (Fairfield) (11, 19)
Scotus Central (Columbus) (3, 3)

Central Community College (cont.)

S-E-M (Sumner) (3, 6)
Shelby-Rising City (5, 7)
Shelton (3, 7)
Silver Lake (Roseland) (5, 7)
Southern Valley (Oxford) (6, 6)
Spalding Academy (2, 4)
St Cecilia (Hastings) (1, 1)
St Edward (3, 7)
St Paul (2, 4)
Sutton (7, 10)
Twin River (Genoa) (1, 3)
Wood River (15, 23)

Chadron State College (4):

Chadron (11, 11)
Hemingford (1, 2)
Scottsbluff (2, 2)
Sidney (1, 1)

College of St Mary (1)

Omaha Northwest (2, 2)

Concordia (1):

Home School (4, 4)

Hastings (3):

Hastings (1, 1)
Superior (2, 4)
Sutton (2, 6)

Little Priest Tribal College (1)

Winnebago (17, 43)

Metropolitan Comm College (24):

Arlington (1, 1)
Bellevue West (6, 8)
DC West (Valley) (6, 14)
Fort Calhoun (5, 12)
Fremont (35, 59)
Gretna (4, 9)
Home School (2, 4)
Logan View (Hooper) (4, 4)
Millard North (Omaha) (4, 8)
Millard South (Omaha) (3, 7)
Millard West (Omaha) (3, 9)
Omaha Benson (13, 13)
Omaha Bryan (35, 35)
Omaha Burke (18, 21)
Omaha Central (10, 11)
Omaha North (6, 7)
Omaha Northwest (12, 15)
Omaha South (19, 19)
Papillion-LaVista (13, 25)
Papillion-LaVista South (8, 16)
Platteview (1, 2)
Ralston (2, 5)
Scribner-Snyder (1, 1)
Westside (Omaha) (1, 1)

Midland University (7):

Fremont (1, 1)
Omaha Benson (26, 26)
Omaha Bryan (41, 44)
Omaha Burke (17, 30)
Omaha Central (6, 6)
Omaha North (11, 11)
Omaha South (107, 163)

Mid-Plains Community College (27):

Anselmo-Merna (1, 3)
Arcadia (3, 3)
Brady (1, 1)
Broken Bow (3, 8)
Callaway (6, 7)
Chase Co (Imperial) (5, 11)
Dundy Co (Benkelman) (2, 2)
Hemingford (1, 1)
Hitchcock Co (Trenton) (3, 5)
Keya Paha Co (Springview) (3, 6)
Loup Co (Taylor) (1, 1)
Maxwell (1, 3)
McCook (1, 3)
McPherson Co (Tryon) (1, 2)
Medicine Valley (Curtis) (1, 1)
Mullen (2, 4)
North Platte (44, 99)
Ogallala (4, 8)
Paxton (3, 4)
Sargent (5, 11)
SEM (Sumner) (1, 2)
Southwest (Bartley) (2, 5)
St Patrick's (North Platte) (2, 4)
Stapleton (1, 3)
Sutherland (1, 2)
Thedford (4, 6)
Wallace (2, 5)

NCTA (9):

Aurora (1, 2)
Bridgeport (1, 1)
Burwell (1, 1)

Gering (1, 1)
North Platte (1, 2)
Omaha Bryan (8, 8)
Stuart (1, 1)
York (2, 2)

Nebraska Wesleyan (44):

Adams Central (2, 3)
Alma (8, 17)
Aurora (8, 8)
Bancroft-Rosalie (2, 2)
Bishop Neumann (Wahoo) (1, 2)
Boone Central (Albion) (2, 2)
Bridgeport (2, 2)
Central Valley (Greeley) (4, 7)
Columbus (8, 10)
Cozad (2, 2)
Creighton Prep (1, 2)
Elkhorn (Omaha) (1, 1)
Franklin (7, 14)
Gordon-Rushville (2, 2)
Hampton (1, 1)
Hastings (8, 15)
Lexington (26, 53)
Lincoln Christian (1, 1)
Lincoln East (1, 3)
Lincoln High (5, 7)
Lincoln North Star (36, 56)
Lincoln Northeast (7, 11)
Norfolk (3, 5)
Norris (4, 5)
Northeast (Lyons) (2, 2)
Oakland-Craig (2, 4)
Ord (7, 7)

Nebraska Wesleyan University (cont.)

Papillion-LaVista South (5, 5)
Platteview (1, 2)
Red Cloud (3, 3)
Riverside (Cedar Rapids) (2, 4)
Roncalli (Omaha) (2, 3)
Seward (4, 5)
Sidney (7, 9)
South Sioux (42, 42)
St Cecilia (Hastings) (2, 2)
Stuart (11, 19)
Sutton (3, 3)
Thayer Central (Hebron) (1, 2)
Waverly (4, 7)
Wayne (7, 14)
West Point-Beemer (7, 11)
Westside (Omaha) (1, 1)
Wisner-Pilger (1, 1)

Northeast Community College (51):

Ainsworth (3, 3)
Bancroft-Rosalie (7, 15)
Battle Creek (1, 1)
Boone Central (Albion) (1, 1)
Boyd Co (Spencer) (18, 35)
Burwell (10, 12)
Cedar Cath (Hartington) (5, 10)
Chambers (2, 5)
Clearwater (2, 3)
Creighton (12, 31)
Elgin (3, 4)
Elkhorn Valley (Tilden) (4, 6)
Ewing (2, 4)
Hartington-Newcastle (3, 6)

Homer (4, 5)
Howells-Dodge (2, 6)
Keya Paha Co (Springview) (2, 2)
Laurel-Concord-Coleridge (1, 2)
Leigh (1, 2)
Madison (4, 5)
Neligh-Oakdale (2, 3)
Newman Grove (5, 6)
Niobrara (1, 1)
Norfolk (42, 78)
Norfolk Catholic (1, 1)
Northeast (Lyons) (2, 3)
Northwest (Grand Island) (1, 1)
O'Neill (7, 16)
Orchard (2, 3)
Osmond (3, 6)
Pender (7, 14)
Pierce (7, 11)
Plainview (2, 5)
Ponca (2, 4)
Pope John XXIII (Elgin) (1, 2)
Rock Co (Bassett) (5, 12)
South Sioux (12, 13)
St Mary's (O'Neill) (1, 2)
Stanton (5, 11)
Stuart (7, 10)
Tekamah-Herman (2, 4)
Verdigre (1, 1)
Wakefield (8, 20)
Wausa (2, 3)
Wayne (2, 2)
West Holt (6, 9)
West Point-Beemer (21, 34)
Winside (1, 2)

Northeast Community College (cont.)

Wisner-Pilger (11, 28)
Wynot (10, 24)

Peru State College (24):

Arcadia (5, 9)
Axtell (1, 1)
Beatrice (6, 11)
Bruning-Davenport (1, 1)
Centennial (Utica) (2, 3)
Crete (1, 1)
Cross Co (Stromsburg) (1, 2)
Deshler (2, 2)
HTRS (Humboldt) (8, 12)
Johnson Co (Tecumseh) (3, 5)
Lourdes Central (NE City) (1, 1)
McCool Junction (2, 4)
Nebraska City (7, 7)
North Bend (4, 11)
Orchard (2, 2)
Riverside (Cedar Rapids) (2, 2)
Scribner-Snyder (1, 2)
Southern (Wymore) (2, 5)
Superior (2, 2)
Syracuse-Dunbar-Avoca (1, 1)
Tri County (Dewitt) (8, 12)
Wausa (2, 2)
Wheeler (1, 1)
York (19, 32)

Southeast Community College (33):

Beatrice (13, 19)
Centennial () (1, 2)
Crete (1, 1)

Deshler (3, 5)
Elmwood-Murdock (2, 3)
Fairbury (3, 5)
Falls City (14, 28)
Grand Island (1, 1)
High Plains (Polk) (1, 1)
Home School (3, 5)
HTRS (Humboldt) (4, 6)
Johnson Co (Tecumseh) (1, 1)
Lewiston (2, 6)
Lincoln High (2, 4)
Lincoln North Star (5, 6)
Lincoln Northeast (4, 8)
Lincoln Southeast (7, 12)
Lincoln Southwest (1, 2)
Malcolm (2, 4)
Mead (2, 4)
Milford (2, 3)
Norris (Firth) (6, 6)
Pawnee City (7, 16)
Pius X (Lincoln) (1, 2)
Raymond Central (1, 3)
Seward (3, 4)
Southern (Wymore) (4, 7)
Thayer Central (Hebron) (3, 3)
Wahoo (5, 11)
Waverly (3, 5)
Wynot (2, 2)
York (41, 64)
Yutan (5, 11)

Univ. of Nebraska at Kearney (7):

Elwood (1, 2)
Fillmore Central (Geneva) (1, 1)

Univ. of Nebraska at Kearney (cont.)

Gibbon (3, 5)
 Grand Island (2, 2)
 Hastings (1, 1)
 Kearney (4, 5)
 Lexington (11, 11)

Univ. of Nebraska – Lincoln (6):

Burwell (1, 1)
 Gordon-Rushville (1, 1)
 Lincoln North Star (1, 1)
 Madison (1, 1)
 Northwest (Grand Island) (1, 1)
 Osceola (1, 1)

Univ. of Nebraska at Omaha (22):

Bellevue East (7, 9)
 Bellevue West (9, 17)
 Creighton Prep (Omaha) (1, 2)
 Crete (9, 9)
 Elkhorn (Omaha) (1, 2)
 Elkhorn South (Omaha) (1, 1)
 Lincoln East (1, 1)
 Millard South (Omaha) (1, 1)
 Millard West (Omaha) (2, 2)
 Omaha Benson (27, 33)
 Omaha Bryan (70, 79)
 Omaha Burke (39, 59)
 Omaha Central (32, 52)
 Omaha North (13, 16)
 Omaha Northwest (23, 37)
 Omaha South (157, 224)
 Papillion-La Vista (3, 4)
 Papillion-La Vista South (5, 6)

Platteview (2, 2)
 Plattsmouth (1, 1)
 Ralston (9, 19)
 Westside (Omaha) (13, 19)

Wayne State College (18):

Aquinas (David City) (1, 2)
 Aurora (7, 7)
 Cross Co (Stromsburg) (2, 2)
 Elgin (1, 1)
 Fullerton (5, 5)
 Harvard (3, 3)
 Niobrara (4, 4)
 Norfolk Catholic (2, 3)
 Oakland-Craig (2, 2)
 Osceola (1, 1)
 Osmond (2, 3)
 South Sioux (59, 59)
 St Edward (1, 1)
 Twin River (Genoa) (3, 5)
 Wausa (5, 6)
 Wayne (4, 4)
 West Point-Beemer (4, 6)
 Wisner-Pilger (1, 1)

Western NE Community College (16):

Alliance (3, 4)
 Bayard (1, 1)
 Bridgeport (16, 29)
 Chadron (7, 9)
 Cody-Kilgore (1, 1)
 Crawford (3, 6)
 Garden County (Oshkosh) (1, 1)
 Gering (1, 1)

Western NE Community College (cont.)

Gordon-Rushville (4, 7)

Home School (2, 3)

Hyannis (3, 4)

Minatare (10, 12)

Mitchell (5, 5)

Morrill (3, 7)

Scottsbluff (77, 129)

Sidney (1, 2)

Access College Early 2018-19 Courses Taken by Scholarship Recipients

College (number of different subject areas)
Subject Area (number of scholarships)

Bryan College of Health (1):

Health (4)

Central Community College (29):

Agriculture Sciences (3)
Adv Mfg Design Tech (35)
Art (3)
Auto Body (48)
Biological Sciences (34)
Business Admin (4)
Business Tech (6)
Chemistry (10)
Construction Tech (29)
Criminal Justice (1)
Drafting & Design Tech (21)
Economics (5)
Foundation (1)
English (199)
History (60)
Health Occupations (102)
Information Tech (22)
Mathematics (106)
Mechatronics (3)
Media Arts (8)
Music (23)
Nutrition (4)
Physical Education (2)
Physical Science (3)

Political Science (20)

Psychology (45)

Sociology (26)

Speech (116)

Welding Tech (3)

Chadron State College (8):

Communication (1)

English (4)

Finance (3)

History (1)

Mathematics (3)

Management (1)

Marketing (2)

Psychology (1)

College of St Mary (1)

Law (2)

Concordia (1)

Spanish (4)

Hastings (2)

Chemistry (10)

Math (1)

Little Priest Tribal College (8)

Education (9)
English (13)
Foundation (3)
History (4)
Math (1)
Native Am Studies (4)
Political Science (8)
Sociology (1)

Metropolitan Comm College (32):

Accounting (2)
Art (1)
Auto Collision Tech (5)
Biology (12)
Business Admin (4)
Criminal Justice (21)
Diesel Technology (3)
Design/Media Arts (1)
Early Childhood (45)
Economics (2)
Emergency Medical Services (2)
English (27)
Entrepreneurship (3)
Finance (46)
French (1)
Geography (7)
Health Info Mngt Systems (21)
History (8)
Health (9)
Human Resources (2)
Industrial/Commercial Trade (2)
Information Tech (5)
Law (2)

Mathematics (14)
Photography (1)
Political Science (1)
Psychology (2)
Sociology (13)
Spanish (3)
Speech (9)
Video/Audio Communication (12)
Welding (20)

Midland University (5):

Chemistry (3)
English (113)
Earth Science (3)
History (156)
Mathematics (6)

Mid-Plains Community College (19):

Accounting (4)
Art (3)
Auto Body (1)
Biology (26)
Business Admin (7)
Chemistry (7)
Economics (1)
English (54)
History (26)
Mathematics (30)
Nursing Asst (6)
Office Tech (5)
Physical Education (4)
Philosophy (1)
Political Science (10)
Psychology (7)

Mid-Plains Community College (cont.)

Spanish (9)
Speech (6)
Welding (3)

NCTA (5):

Ag Equipment Mngt (2)
Agronomy (5)
Animal Science (5)
Economics (6)
Veterinary Technology (1)

Nebraska Wesleyan (13):

Accounting (1)
Biology (10)
Chemistry (5)
Communication Studies (3)
Economics (6)
English (237)
French (2)
History (55)
Mathematics (33)
Physics (7)
Political Science (5)
Religion (2)
Spanish (11)

Northeast Community College (29):

Accounting (5)
Agriculture (15)
Automotive Tech (6)
Biology (20)
Business (6)
Criminal Justice (2)

Drafting (1)
Early Childhood (3)
Economics (7)
English (89)
Geography (1)
Graphic Design (2)
History (28)
Health Education (15)
Health/Phys Ed/Rec (5)
Home Ec (2)
Horticulture/Golf Course Mngt (2)
Information Tech (9)
Mathematics (85)
Music (2)
Nurse Aide (30)
Paramedic (2)
Physics (6)
Political Science (12)
Psychology (53)
Sociology (10)
Spanish (5)
Speech (48)
Welding (16)

Peru State College (10):

Biological Science (12)
Chemistry (1)
English (44)
History (5)
Mathematics (12)
Political Science (15)
Psychology (27)
Sociology (11)
Speech (3)

Peru State College (cont.)

Statistics (1)

Southeast Community College (23):

Agriculture (6)
Bioscience (1)
Biotechnology (1)
Business Admin (5)
Criminal Justice (3)
Early Childhood Ed (4)
Education (9)
English (51)
Entrepreneurship (6)
Food Service/Hospitality (10)
History (3)
Health (10)
Information Tech (18)
Mathematics (38)
Medical Assisting (8)
Medical Lab (2)
Nursing Assistant (19)
Philosophy (1)
Psychology (6)
Sociology (5)
Spanish (2)
Speech (31)
Welding (20)

Univ. of Nebraska at Kearney (8):

Art (1)
Chemistry (2)
Comp Sci & Info Tech (1)
English (7)
Sociology (1)

Spanish (13)
Statistics (1)
Teachers Education (1)

Univ. of Nebraska – Lincoln (6):

Anthropology (1)
Animal Science (1)
Criminal Justice (1)
Design (1)
Math (1)
Psychology (1)

Univ. of Nebraska at Omaha (22):

Art/Art History (4)
Biology (37)
Computer Sci/IST (17)
Content Mngt (1)
Criminal Justice (1)
Cybersecurity (1)
English (108)
French (1)
Geography (116)
German (1)
History (23)
Mathematics (23)
Marketing (2)
Music (1)
Native Am Studies (1)
Physics (12)
Political Science (96)
Psychology (23)
Religion (6)
Sociology (6)
Spanish (89)

Univ. of Nebraska at Omaha (cont.)

Teacher Ed (26)

Wayne State College (13):

Biology (1)
Computer Info Systems (2)
Communication Arts (4)
Education (3)
English (6)
History (7)
Mathematics (77)
Music (2)
Physical Ed (1)
Political Science (2)
Psychology (4)
Sociology (3)
Spanish (3)

Western NE Community College (23):

Agriculture (1)
Advanced Mfg Design Tech (13)

Art (1)
Auto Body Tech (2)
Automotive Tech (11)
Biological Sciences (12)
Construction (16)
Criminal Justice (4)
Early Childhood Ed (5)
Education (5)
English (36)
History (7)
Health (35)
Human Services (2)
Information tech (3)
Mathematics (20)
Medical Technology (3)
Nursing (2)
Nursing Assistant (18)
Personal Development (1)
Psychology (17)
Spanish (7)
Speech (2)