



NEBRASKA'S
COORDINATING COMMISSION
FOR POSTSECONDARY EDUCATION

**ACCESS COLLEGE EARLY SCHOLARSHIP
2014-15 YEAR-END REPORT**

Statutory Authority 85-2106

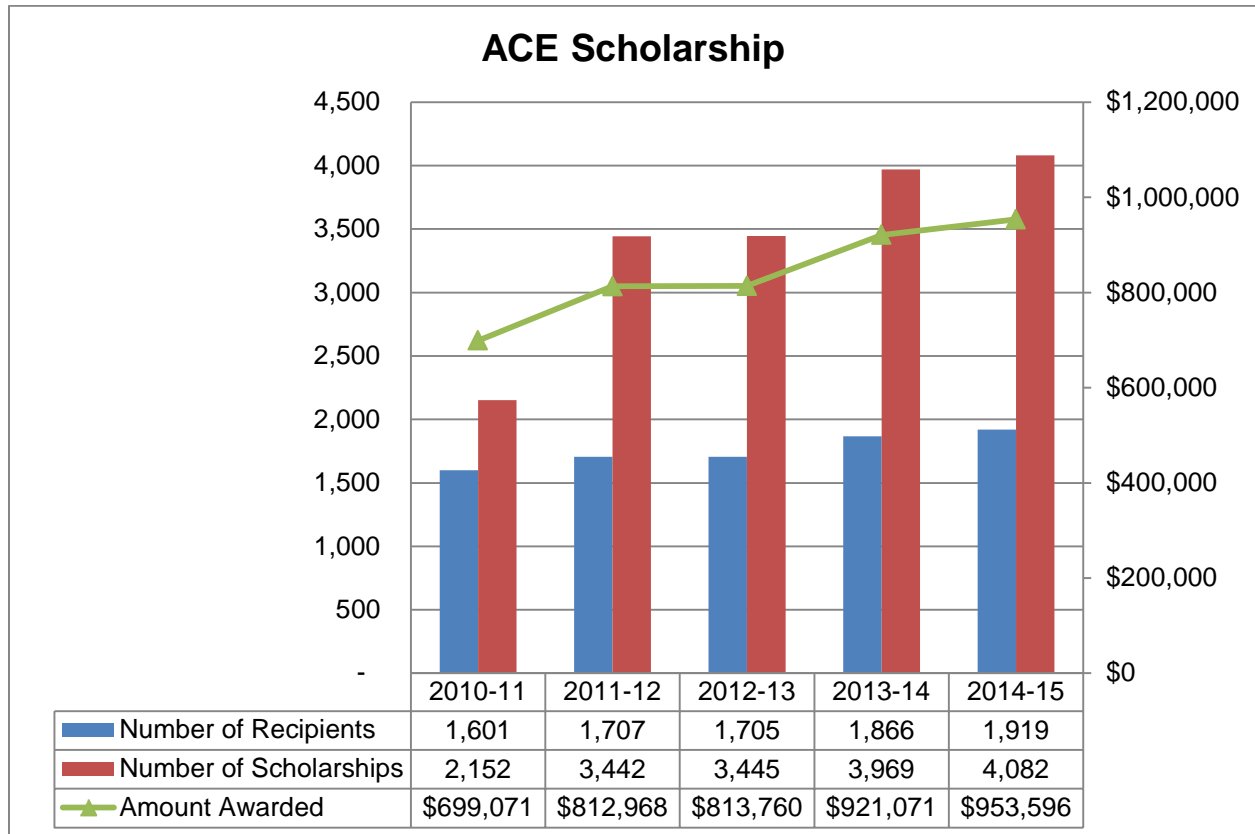
Approved by the Commission December 3, 2015

Distribution of the 2014-15 Access College Early Scholarship

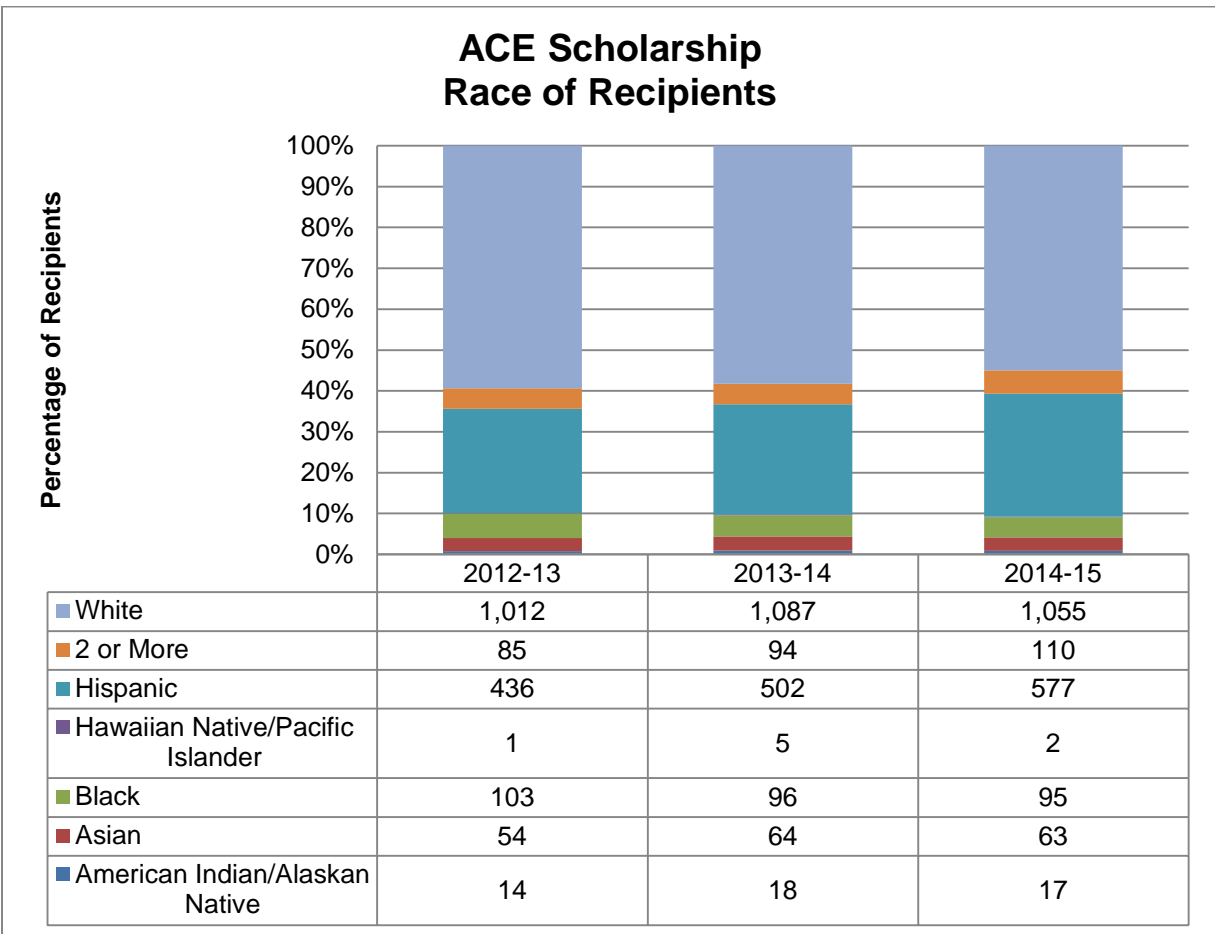
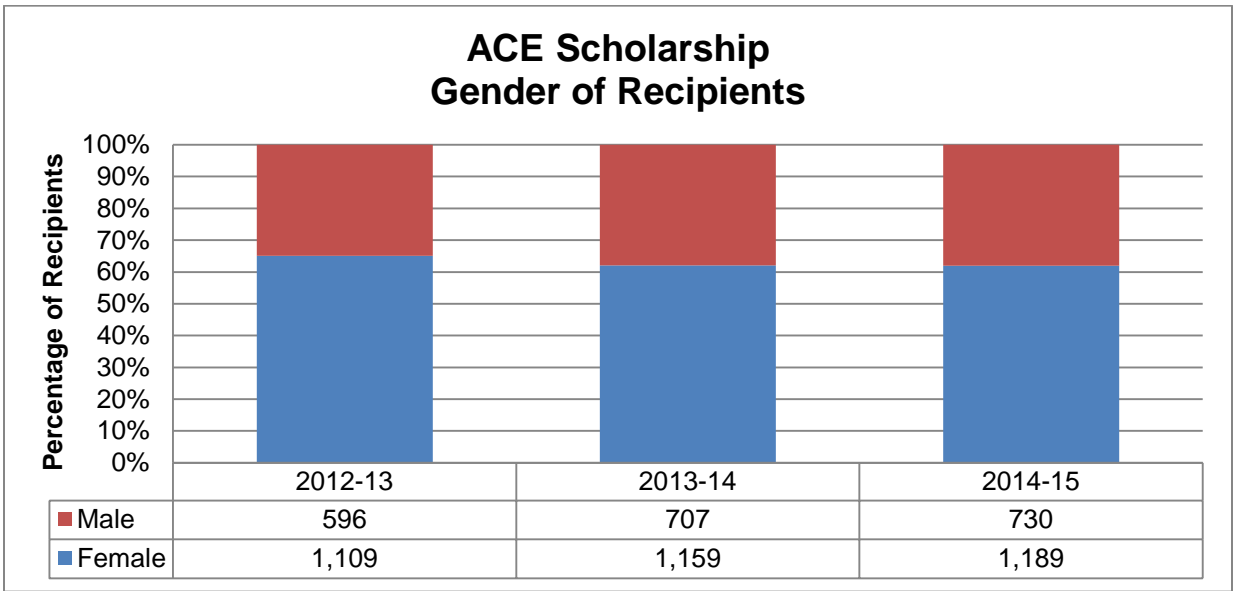
The Access College Early (ACE) Scholarship pays the tuition and mandatory fees of eligible Nebraska high school students taking dual-enrollment and early-admit college courses at participating Nebraska colleges and universities. For 2014-15 the ACE Scholarship program was funded from \$681,706 General funds appropriated by the Legislature and \$271,890 from the Federal College Access Challenge Grant Program. For 2015-16, the Federal College Access Challenge Grant Program was discontinued and \$271,890 will no longer be available for ACE scholarships.

Nebraska colleges and universities enrolled 1,919 low-income, Nebraska high school students from 211 high schools who received 4,082 Access College Early Scholarships in 2014-15. The total amount awarded was \$953,595.92, with the average award per scholarship equaling \$233.67.

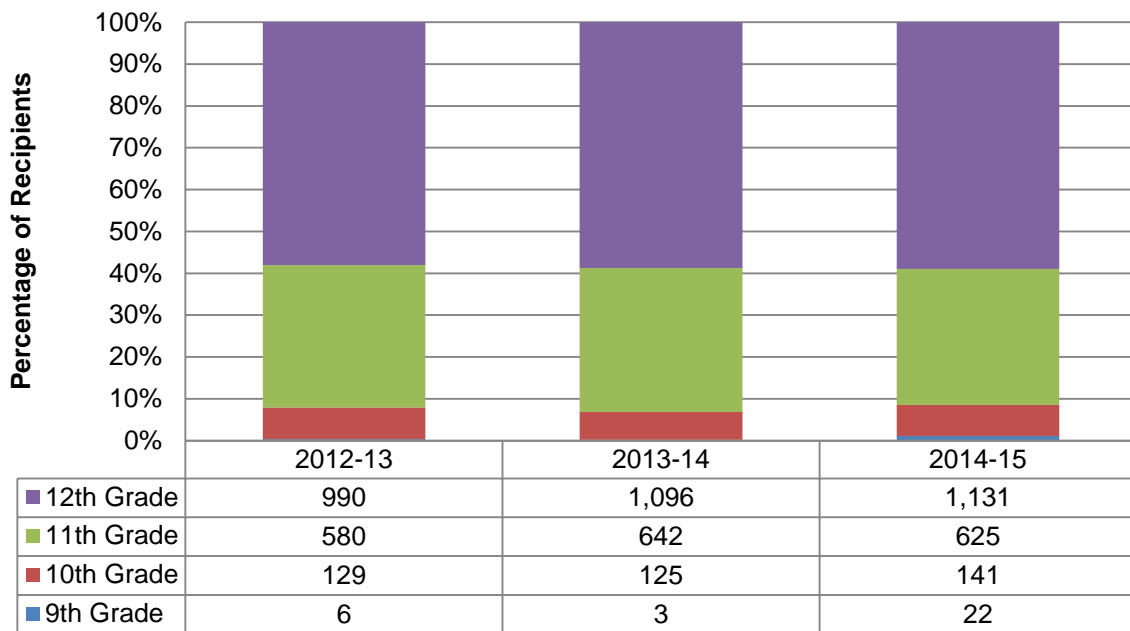
The Access College Early Scholarship allowed these low-income high school students to enroll in 13,784.5 credit hours of college course work. Of the grades received by these students, 76% received a grade of B or better.



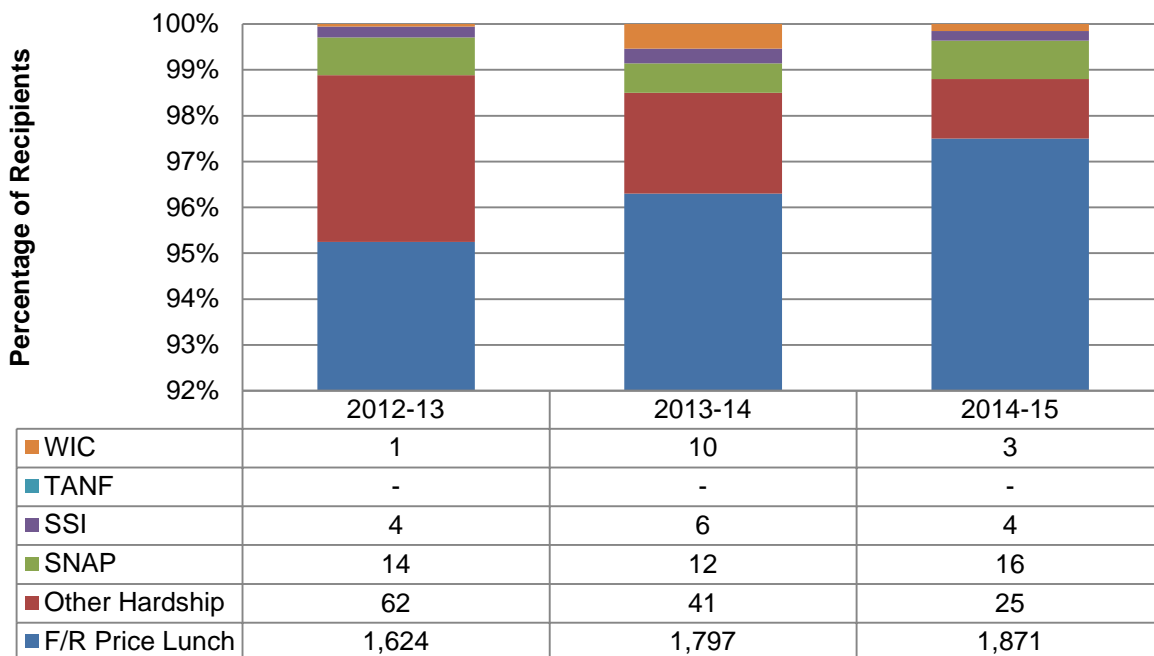
Access College Early Scholarship Demographic Information



ACE Scholarship Grade of Recipients



ACE Scholarship Eligibility* Criteria



* WIC – Special Supplemental Nutrition Program; TANF – Temporary Assistance for Needy Families; SSI – Supplemental Security Income; SNAP – Supplemental Nutrition Assistance Program; F/R – Free or Reduced Price Lunch Program

2014-15 Access College Early Scholarship

College	Amount Awarded	Number of Students	Number of Scholarships	Average per Scholarship
CCC	\$ 236,348.00	421	867	\$272.60
CSC	\$ 12,440.94	33	47	\$264.70
Concordia	\$ 340.00	1	1	\$340.00
Creighton	\$ 2,212.00	4	4	\$553.00
Hastings	\$ 2,200.00	6	19	\$115.79
MCC	\$ 35,351.09	186	428	\$ 82.60
Midland	\$ 15,300.00	51	68	\$225.00
MPCC	\$ 61,805.00	88	206	\$300.02
NCTA	\$ 1,268.75	7	12	\$105.73
NECC	\$ 157,373.00	353	668	\$235.59
NWU	\$ 115,104.00	239	403	\$285.62
PSC	\$ 38,250.00	132	243	\$157.41
SCC	\$ 52,446.08	129	243	\$215.83
UNK	\$ 750.00	2	3	\$250.00
UNL	\$ 4,200.00	10	14	\$300.00
UNO	\$ 185,913.06	377	661	\$281.26
WSC	\$ 8,600.00	38	55	\$156.36
WNCC	\$ 23,694.00	92	139	\$170.46

NOTE: Student numbers on the above and following charts do not total 1,919 due to students taking classes at multiple institutions in the same term.

NOTE 2: Data related to colleges where the number of students in the above chart equaled five or less were masked in the Grades Earned per Course chart, the Gender Race/Ethnicity chart, and the Grade & Eligibility chart on the following pages

**2014-15 Access College Early Scholarship
Grades Earned per Course**

College	A+	A	A-	B+	B	B-	C+	C	C-	D+	D	D-	F	W	IP**	Hours^
CCC	31	321	-	107	195	-	40	81	-	10	21	-	42	19	-	2,569
CSC	-	22	-	-	18	-	-	4	-	-	1	-	-	1	1	185
Concordia [@]	-	-	-	-	-	-	-	-	-	-	-	-	-	-	-	-
Creighton [@]	-	-	-	-	-	-	-	-	-	-	-	-	-	-	-	-
Hastings	-	5	1	2	5	2	-	1	1	-	2	-	-	-	-	19
MCC	1	159	-	1	133	-	1	60	-	-	20	-	25	13	15	1,910
Midland	-	8	24	-	17	12	-	5	-	-	2	-	-	-	-	205
MPCC	18	92	-	14	40	-	12	14	-	2	2	-	8	4	-	658
NCTA	-	2	1	2	2	-	1	-	-	-	-	-	-	-	4	29
NECC	105	249	-	86	116	-	36	31	-	5	15	-	14	11	-	2,205
NWU	26	126	46	57	75	23	19	13	2	3	2	1	7	3	-	1,393
PSC	-	122	-	26	61	-	9	16	-	2	1	-	5	-	1	765
SCC	23	53	-	42	43	-	29	24	-	6	8	-	6	9	-	1,060.5
UNK [@]	-	-	-	-	-	-	-	-	-	-	-	-	-	-	-	-
UNL	1	2	1	2	2	-	1	1	-	-	1	-	1	1	1	42
UNO	25	111	131	57	148	108	6	34	6	1	14	5	7	7	1	2,094
WSC	-	26	10	6	8	2	1	1	-	-	-	-	-	-	1	172
WNCC	5	45	12	9	23	10	1	11	5	-	4	-	9	5	-	452

** Course work in progress

^ Total number of credit hours paid for by the scholarship

@ Data masked due to low numbers

**2014-15 Access College Early Scholarship
Gender & Race**

College	Female	Male	American Indian/Alaskan Native	Asian	Black	Hawaiian Native/Pacific Islander	Hispanic	2 or More	White
CCC	243	177	1	2	6	-	164	19	228
CSC	16-	17	-	1	1	1	7	-	23
Concordia [@]	-	-	-	-	-	-	-	-	-
Creighton [@]	-	-	-	-	-	-	-	-	-
Hastings	1	5	-	-	-	-	3	-	3
MCC	91	95	1	6	23	-	56	11	89
Midland	34	17	1	-	5	-	34	5	6
MPCC	57	31	1	-	-	-	11	7	69
NCTA	5	2	-	-	-	-	1	-	6
NECC	239	114	9	7	5	-	85	18	229
NWU	151	88	1	17	12	-	61	12	136
PSC	93	39	-	3	1	1	14	7	106
SCC	75	54	-	8	7	-	15	4	95
UNK [@]	-	-	-	-	-	-	-	-	-
UNL	9	1	-	-	-	-	1	-	9
UNO	249	128	2	26	45	-	155	25	124
WSC	27	11	-	-	-	-	9	1	29
WNCC	63	29	2	1	1	-	30	9	49

@ Data masked due to low numbers

**2014-15 Access College Early Scholarship
Grade & Eligibility* Criteria**

College	9th	10th	11th	12th	F/R	Other Hardship	SNAP	SSI	TANF	WIC
CCC	-	13	126	281	412	7	1	-	-	-
CSC	-	-	11	22	33	-	-	-	-	-
Concordia [@]	-	-	-	-	-	-	-	-	-	-
Creighton [@]	-	-	-	-	-	-	-	-	-	-
Hastings	-	-	-	12	11	-	-	1	-	-
MCC	5	21	52	108	182	-	4	-	-	-
Midland	-	-	50	1	51	-	-	-	-	-
MPCC	-	4	31	53	87	-	-	1	-	-
NCTA	1	1	1	4	7	-	-	-	-	-
NECC	-	23	103	227	346	6	-	-	-	1
NWU	1	5	81	152	232	4	2	-	-	1
PSC	-	-	53	79	125	4	1	1	-	1
SCC	-	1	42	86	125	3	1	-	-	-
UNK [@]	-	-	-	-	-	-	-	-	-	-
UNL	-	-	1	9	10	-	-	-	-	-
UNO	16	75	101	185	364	3	9	1	-	-
WSC	-	-	9	29	38	-	-	-	-	-
WNCC	-	-	23	69	92	-	-	-	-	-

* F/R – Free or Reduced Price Lunch Program; SNAP – Supplemental Nutrition Assistance Program; SSI – Supplemental Security Income; TANF – Temporary Assistance for Needy Families; WIC – Special Supplemental Nutrition Program

@ Data masked due to low numbers

Access College Early 2014-15 Number of Scholarships Awarded by High School

College (number of high schools)

High School (number of students, number of scholarships)

Central Community College (58):

Adams Central (Hastings) (4, 6)
Alma (1, 1)
Amherst (2, 4)
Arcadia (2, 3)
Aurora (3, 3)
Blue Hill (8, 22)
Boone Central (Albion) (8, 16)
Burwell (5, 6)
Cambridge (1, 1)
Cedar Catholic (Hartington) (5, 5)
Central City (9, 14)
Centura (Cairo) (1, 2)
Clarkson (2, 2)
Columbus (25, 41)
Cozad (12, 25)
Cross Co (Stromsburg) (2, 2)
David City (3, 6)
East Butler (2, 3)
Elba (1, 1)
Franklin (5, 8)
Fullerton (12, 28)
Gibbon (3, 6)
Giltner (6, 9)
Grand Island (170, 429)
Greeley-Wolbach (3, 9)
Hampton (2, 2)
Hastings, (3, 5)
Heartland Luth (GI) (1, 2)
High Plains (Polk) (1, 1)
Holy Family (Lindsay) (1, 2)
Howells-Dodge (1, 1)
Keya Paha (Springview) (1, 1)
Lakeview (Columbus) (3, 7)
Leigh (3, 6)
Lexington (35, 51)
Litchfield (1, 3)
Loomis (1, 2)
Northwest (Grand Island) (18, 34)
Ord (3, 7)
Palmer (3, 6)

Ravenna (3, 5)
Red Cloud (2, 2)
Riverside (3, 5)
Schuyler Central (13, 20)
Scotus Central (Columbus) (4, 5)
S-E-M (2, 2)
Shelby-Rising City (2, 7)
Silver Lake (Roseland) (1, 1)
Southern Valley (5, 8)
Spalding Academy (2, 7)
St Edward (1, 1)
St Francis (Humphrey) (2, 3)
St Paul (1, 5)
Sutton (1, 3)
Twin River (Genoa) (3, 3)
West Holt (1, 2)
Wood River (1, 5)
Yutan (1, 1)

Chadron State College (5):

Chadron (14, 25)
Garden Co (Oshkosh) (1, 1)
Sandhills (Dunning) (4, 4)
Scottsbluff (6, 6)
Sidney (8, 11)

Concordia University (1):

Seward (1, 1)

Creighton (3):

Omaha Benson (1, 1)
Omaha Burke (1, 1)
Omaha South (2, 2)

Hastings College (3)

Adams Central (Hastings) (1, 1)
Hastings (4, 14)
St Cecilia (Hastings) (1, 4)

Metropolitan Comm College (24):

Arlington (4, 7)
Bellevue East (1, 1)
Bellevue West (3, 5)
Blair (1, 1)
DC West (Valley) (10, 36)
Fort Calhoun (10, 24)
Fremont (25, 69)
Gretna (7, 24)
Home School (3, 9)
Millard South (Omaha) (1, 3)
Millard West (Omaha) (3, 14)
Omaha Benson (10, 13)
Omaha Bryan (11, 31)
Omaha Burke (6, 17)
Omaha Central (13, 24)
Omaha North (15, 19)
Omaha Northwest (16, 23)
Omaha South (33, 70)
Papillion-La Vista South (1, 3)
Plattsmouth (1, 4)
Ralston (1, 2)
Roncalli Catholic (Omaha) (3, 3)
Westside (Omaha) (7, 25)
Yutan (1, 1)

Midland University (3):

Omaha Bryan (19, 34)
Omaha Central (1, 3)
Omaha South (31, 31)

Mid-Plains Community College (24):

Alma (2, 2)
Brady (1, 1)
Broken Bow (8, 12)
Callaway (1, 2)
Cambridge (3, 3)
Chase Co (Imperial) (2, 3)
Cody-Kilgore (2, 8)
Dundy Co (Benkelman) (4, 6)
Garden Co (Oshkosh) (1, 2)
Hershey (3, 9)
Hitchcock Co (1, 2)
Loomis (1, 1)
McCook (3, 11)
Mullen (1, 1)

North Platte (36, 98)
Ogallala (1, 1)
Paxton (6, 19)
Sandhills (1, 1)
Sargent (1, 1)
S-E-M (1, 1)
St Patrick's (North Platte) (3, 3)
Sutherland (4, 13)
Wallace (1, 5)
Yutan (1, 1)

NCTA (6):

Amherst (1, 2)
Cozad (1, 1)
Home School (1, 2)
Rock Co (Bassett) (2, 2)
Southern (Wymore) (1, 1)
Wheeler Central (Bartlett) (1, 4)

Nebraska Wesleyan (42):

Alma (4, 8)
Aurora (1, 1)
Bancroft-Rosalie (1, 1)
Bishop Neumann (Wahoo) (1, 1)
Boone Central (Albion) (7, 7)
Centennial (4, 8)
Columbus (4, 6)
Conestoga (Murray) (2, 2)
Elkhorn South (1, 1)
Elwood (1, 3)
Franklin (5, 6)
Gordon-Rushville (7, 7)
Hastings (18, 49)
Lakeview (Columbus) (1, 1)
Lexington (37, 73)
Lincoln East (2, 5)
Lincoln High (10, 10)
Lincoln North Star (27, 54)
Lincoln Northeast (9, 11)
Lincoln Southeast (5, 7)
Lincoln Southwest (1, 1)
Mercy (Omaha) (4, 11)
Minden (1, 1)
Norfolk (6, 8)
Norris (4, 4)
Northeast (Norfolk) (3, 3)

Nebraska Wesleyan (cont):

Oakland-Craig (4, 6)
Omaha Burke (7, 13)
Ord (3, 6)
Papillion-LaVista (2, 2)
Papillion-LaVista South (3, 3)
Roncalli Catholic (Omaha) (2, 2)
Sidney (7, 13)
South Sioux (10, 10)
Southern Valley (Oxford) (1, 1)
St Cecilia (Hastings) (5, 7)
Stuart (10, 11)
Waverly (3, 9)
Wayne (7, 12)
West Point-Beemer (5, 15)
Westside (Omaha) (3, 4)

Northeast Community College (54):

Ainsworth (2, 2)
Arcadia (1, 1)
Bancroft-Rosalie (5, 12)
Battle Creek (3, 3)
Burwell (6, 7)
Cedar Cath (Hartington) (6, 7)
Chambers (7, 22)
Clearwater-Orchard (6, 11)
Creighton (12, 37)
Crofton (2, 2)
Elgin (3, 5)
Elkhorn Valley (Tilden) (2, 2)
Ewing (1, 1)
Guardian Angels (West Pt.) (2, 4)
Hartington (1, 2)
Home School (2, 7)
Homer (3, 3)
Howells-Dodge (2, 3)
Keya Paha (Springview) (3, 5)
Laurel-Concord (2, 4)
Lexington (4, 4)
Lynch (1, 5)
Madison (2, 2)
Neligh-Oakdale (4, 10)
Newman Grove (9, 20)
Niobrara (6, 12)
Norfolk (51, 76)
Norfolk Catholic (2, 5)

North Bend (3, 3)
Northeast (Norfolk) (2, 2)
Oakland-Craig (2, 5)
O'Neill (3, 7)
Osmond (2, 4)
Pierce (3, 9)
Plainview (8, 10)
Ponca (4, 5)
Randolph (2, 2)
Rock County (Bassett) (2, 8)
South Sioux (62, 74)
St Mary's (O'Neill) (2, 5)
Stanton (9, 13)
Stuart (4, 5)
Tekamah-Herman (1, 1)
Verdigre (2, 4)
Wahoo (1, 1)
Wakefield (5, 5)
Wausa (7, 13)
Wayne (10, 10)
West Boyd (6, 18)
West Holt (7, 15)
West Point-Beemer (24, 64)
Wheeler Central (Bartlett) (2, 2)
Wisner-Pilger (25, 91)
Wynot (5, 18)

Peru State College (31):

Arcadia (3, 6)
Beatrice (7, 16)
Centennial (2, 2)
Conestoga (1, 2)
Crete (3, 5)
Deshler (1, 2)
Elkhorn (1, 2)
Fairbury (2, 3)
Falls City (5, 8)
Fillmore Central (Geneva) (1, 1)
High Plains (Polk) (2, 3)
Homer (1, 1)
HTRS (Humboldt) (6, 21)
Johnson Co (Tecumseh) (4, 12)
Johnson-Brock (3, 8)
Lewiston (3, 6)
Lourdes Central (NE City) (2, 3)
Meridian (Daykin) (3, 6)

Peru State College (cont):

Nebraska City (12, 14)
 Norris (Firth) (7, 10)
 North Bend (4, 10)
 Pawnee City (2, 3)
 Plainview (3, 4)
 Riverside (Spalding) (10, 14)
 Scribner-Snyder (5, 9)
 Southern (Wymore) (1, 1)
 Syracuse-Dunbar-Avoca (4, 14)
 Tri County (Dewitt) (14, 23)
 Wausa (1, 1)
 Wilber-Clatonia (2, 2)
 York (17, 31)

Southeast Community College (32):

Ashland-Greenwood (3, 6)
 Beatrice (11, 18)
 Centennial (1, 1)
 Crete (2, 2)
 Deshler (1, 2)
 Elwood (1, 1)
 Fairbury (1, 2)
 Falls City (7, 18)
 Heartland (Henderson) (2, 11)
 Home School (1, 1)
 Lincoln East (2, 3)
 Lincoln High (6, 8)
 Lincoln North Star (21, 28)
 Lincoln Northeast (4, 7)
 Lincoln Southeast (3, 3)
 Lincoln Southwest (1, 1)
 Malcolm (2, 4)
 Milford (1, 1)
 Nebraska City (4, 5)
 Norris (Firth) (6, 15)
 Plainview (1, 1)
 Plattsmouth (3, 3)
 Raymond Central (1, 1)
 Seward (1, 1)
 Southern (Wymore) (6, 16)
 Tri County (Dewitt) (2, 2)
 Wahoo (6, 18)
 Waverly (2, 4)
 Weeping Water (1, 1)
 Wilber-Clatonia (3, 8)

York (17, 35)
 Yutan (6, 16)

Univ. of Nebraska at Kearney (2):

Kenesaw (1, 1)
 Mullen (1, 2)

University of Nebraska – Lincoln (7):

Alliance (3, 5)
 Bishop Neumann (Wahoo) (1, 2)
 David City (1, 2)
 Gordon-Rushville (1, 1)
 Oakland-Craig (1, 1)
 Sidney (2, 1)
 South Platte (Big Springs) (1, 1)

University of NE at Omaha (26):

Bellevue East (6, 11)
 Bellevue West (4, 6)
 Blair (3, 6)
 Brownell Talbot (Omaha) (2, 3)
 Creighton Prep (Omaha) (1, 2)
 Crete (2, 2)
 Elkhorn (2, 3)
 McCook (4, 7)
 Mercy (Omaha) (1, 1)
 Millard North (Omaha) (1, 1)
 Millard West (Omaha) (7, 20)
 Omaha Benson (21, 50)
 Omaha Bryan (49, 58)
 Omaha Burke (35, 51)
 Omaha Central (27, 35)
 Omaha North (24, 59)
 Omaha Northwest (21, 43)
 Omaha South (108, 193)
 Papillion-La Vista (3, 7)
 Papillion-La Vista South (4, 10)
 Platteview (1, 1)
 Plattsmouth (5, 5)
 Ralston (7, 26)
 Roncalli Catholic (Omaha) (2, 4)
 Skutt Catholic (Omaha) (1, 4)
 Westside (Omaha) (35, 53)

Wayne State College (10):

Aurora (2, 3)
Brady (1, 2)
Cross Co (Stromsburg) (3, 6)
Fullerton (8, 8)
Riverside (Spalding) (3, 6)
Schuyler Central (8, 12)
St. Edward (3, 5)
Twin River (Genoa) (2, 4)
Wayne (5, 6)
West Point-Beemer (3, 3)

Western NE Community College (13):

Alliance (6, 13)
Bayard (3, 4)
Bridgeport (6, 12)
Chadron (3, 3)
Creek Valley (Chappell) (1, 1)
Elba (1, 2)
Gering (2, 2)
Gordon-Rushville (8, 15)
Minatare (8, 12)
Mitchell (4, 5)
Morrill (2, 4)
Scottsbluff (41, 59)
Sidney (7, 7)