

## 1.2 Nebraska High School Graduates Who Go to College in Nebraska

### **Increase the proportion of Nebraska high school graduates who pursue their postsecondary education in Nebraska.**

In addition to increasing college-going rates of Nebraska high school graduates, another approach to increasing college enrollment in Nebraska that was recommended by the 2003 LR 174 Higher Education Task Force is to increase the proportion of Nebraska high school graduates who pursue their postsecondary education in their home state, rather than going out of state to college.

The data required to monitor the proportion of recent Nebraska high school graduates who go to colleges and universities in Nebraska or other states are collected every two years through the Integrated Postsecondary Education Data System's (IPEDS) Fall Enrollment survey maintained by the National Center of Education Statistics in the U.S. Department of Education. The latest available data are for fall 2016.

The best available estimate of the proportion of Nebraska high school graduates who pursue their postsecondary education in Nebraska is the number of students with Nebraska residency who enroll at Nebraska postsecondary institutions as first-time freshmen within a year of graduating from high school, compared directly to the number who go out of state to college. Consequently, this section provides a detailed analysis of the numbers and percentages of Nebraska high school graduates who attended Nebraska and out-of-state postsecondary institutions as first-time freshmen within 12 months of graduating from high school between fall 2006 and fall 2016.<sup>12</sup>

Nebraska-resident, first-time freshmen who start college at Nebraska or out-of-state postsecondary institutions *more* than 12 months after they graduated from high school are also of interest. However, since there is no way of knowing exactly when they received their diplomas from Nebraska or out-of-state high schools, these students are considered separately in the analysis reported in this section.

---

<sup>12</sup> For the purposes of IPEDS reporting, first-time freshmen are defined to be degree/certificate-seeking students. Students taking courses for credit but not seeking degrees are not included in first-time freshmen cohorts.

**Changes in the Number of Nebraska-Resident, First-Time Freshmen Enrolled at Postsecondary Institutions by Length of Time Since High School Graduation**

- Between fall 2006 and fall 2016, 482 more Nebraska-resident, first-time freshmen attended postsecondary institutions within one year of high school graduation. During the same period, 1,596 fewer Nebraska-resident first-time freshmen enrolled in college more than a year after they graduated from high school, as shown in [Table 1.2.1](#). As a result, the net total enrollment of Nebraska-resident, first-time freshmen at postsecondary institutions decreased 6.1% (1,114 students) since fall 2006.

**Table 1.2.1  
Nebraska-Resident, First-Time Freshmen  
Enrolled at Nebraska and Out-of-State Postsecondary Institutions  
Classified by Length of Time Since High School Graduation  
Fall 2006 through Fall 2016**

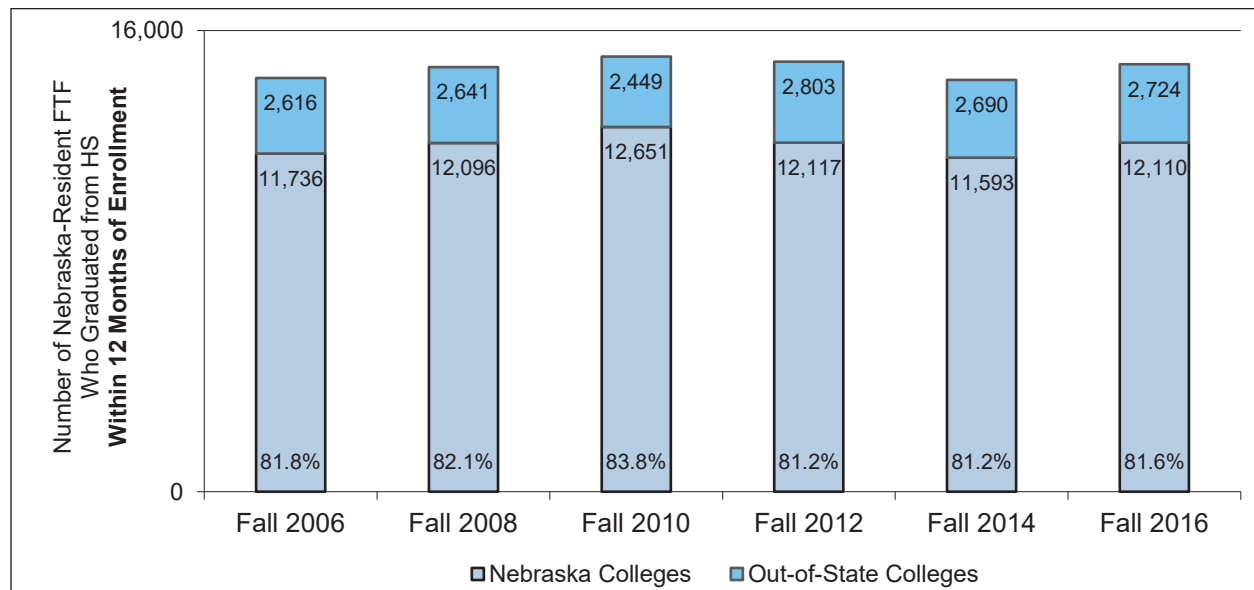
Length of Time Since High School Graduation	Fall 2006		Fall 2008		Fall 2010		Fall 2012	
	N	%	N	%	N	%	N	%
Graduated During the 12 Months Prior to College Enrollment	14,352	78.7%	14,737	80.8%	15,100	79.1%	14,920	83.2%
Graduated More than 12 Months Prior to College Enrollment	3,882	21.3%	3,510	19.2%	3,980	20.9%	3,005	16.8%
Total	18,234	100.0%	18,247	100.0%	19,080	100.0%	17,925	100.0%
Length of Time Since High School Graduation	Fall 2014		Fall 2016				Δ Since Fall 2006	
	N	%	N	%			N	%
Graduated During the 12 Months Prior to College Enrollment	14,283	81.6%	14,834	86.6%			482	3.4%
Graduated More than 12 Months Prior to College Enrollment	3,212	18.4%	2,286	13.4%			-1,596	-41.1%
Total	17,495	100.0%	17,120	100.0%			-1,114	-6.1%

*Note.* Includes full-time and part-time students. Δ = change. See [Table A6.1](#) and [Table A6.3](#) in [Appendix 6](#) for supporting data. Data sources: National Center for Education Statistics, IPEDS fall 2006, 2008, 2010, 2012, 2014, and 2016 surveys.

**In-State and Out-of-State Enrollments of Nebraska-Resident, First-Time Freshmen Who Graduated from High School Within 12 Months of College Enrollment**

- The net increase between fall 2006 and fall 2016 of 482 students who continued on to college within 12 months of high school graduation, shown in [Table 1.2.1](#), is attributable to an increase of 108 Nebraska-resident, first-time freshmen who enrolled at *out-of-state* institutions within 12 months of high school graduation and an increase of 374 students who pursued their postsecondary education at institutions *in Nebraska*.
- Overall, the percent of Nebraska-resident, first-time freshmen who choose to begin college in Nebraska has remained relatively stable since fall 2006. As illustrated in [Figure 1.2.1](#), 81.6% of Nebraska-resident, first-time freshmen started college in Nebraska in fall 2016, compared to 81.8% in fall 2006.

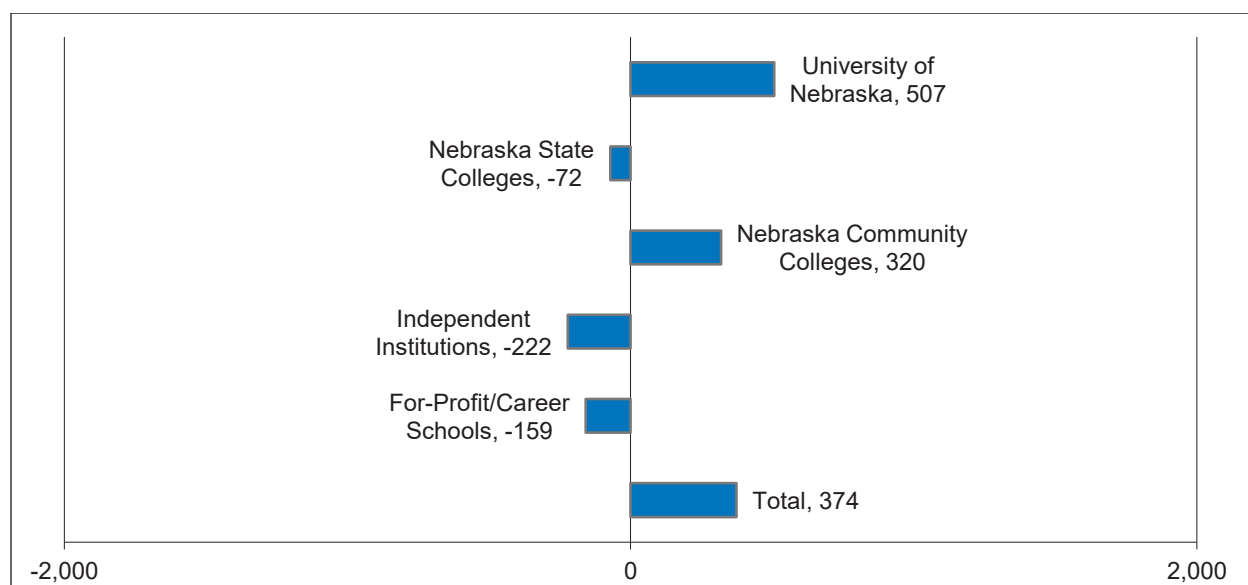
**Figure 1.2.1**  
**Number of Nebraska-Resident, First-Time Freshmen Enrolled at Nebraska and Out-of-State Postsecondary Institutions Within 12 Months of Graduation from High School**  
**Fall 2006 through Fall 2016**



*Note.* Includes full-time and part-time students. FTF = first-time freshmen. See [Table A6.1](#) in [Appendix 6](#) for supporting data. Data source: National Center for Education Statistics, IPEDS fall 2006, 2008, 2010, 2012, 2014, and 2016 surveys.

- As illustrated in [Figure 1.2.2](#), from fall 2006 to fall 2016, two of the five higher education sectors reported increases in the number of Nebraska-resident, first-time freshmen who enrolled in college less than a year after high school graduation.
  - The University of Nebraska reported a total increase of 9.3%, while Nebraska’s community colleges reported an increase of 9.6%.
  - Nebraska’s state colleges, independent institutions, and for-profit/career schools reported decreases of 8.1%, 12.5%, and 55.4%, respectively.
- Overall, the number of Nebraska-resident, first-time freshmen who enrolled at Nebraska postsecondary institutions within 12 months of high school graduation increased 3.2%, from 11,736 in fall 2006 to 12,110 in fall 2016.
- See [Table A6.2](#) in [Appendix 2](#) for supporting data.

**Figure 1.2.2**  
**Changes in the Number of Nebraska-Resident, First-Time Freshmen**  
**Enrolled at Nebraska Postsecondary Institutions**  
**Within 12 Months of Graduation from High School**  
**Fall 2016 Compared to Fall 2006**

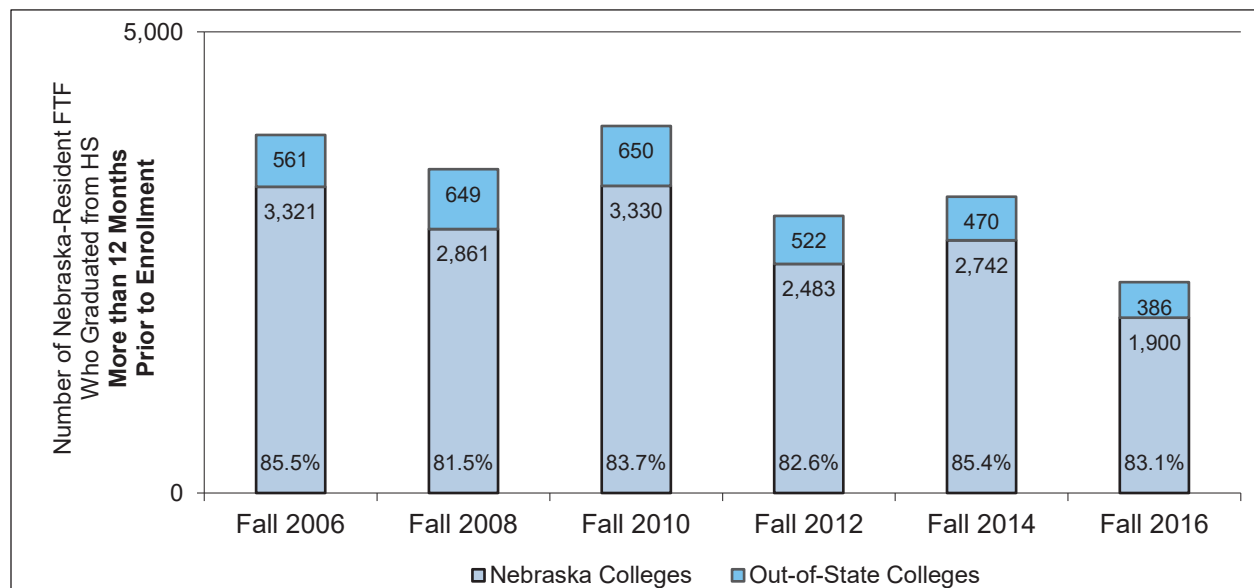


*Note.* Includes full-time and part-time students. See [Table A6.2](#) in [Appendix 6](#) for supporting data. Data source: National Center for Education Statistics, IPEDS fall 2006 and fall 2016 surveys.

**In-State and Out-of-State Enrollments of Nebraska-Resident, First-Time Freshmen Who Graduated from High School More than 12 Months Prior to College Enrollment**

- Between fall 2006 and fall 2016, there was a decrease in the number of first-time freshmen with Nebraska residency who started their postsecondary studies at postsecondary institutions in Nebraska more than a year after they graduated from high school.
- As illustrated in Figure 1.2.3, 1,421 fewer first-time freshmen attended Nebraska colleges in fall 2016 than in fall 2006, a decrease of 42.8%.
- Likewise, between 2006 and 2016, 175 fewer first-time freshmen from Nebraska went to out-of-state colleges more than a year after graduating from high school, a 31.2% decrease.
- As shown in Figure 1.2.3, the net effect of these changes in enrollment was that a lower percentage of the students who graduated from high school more than a year before college enrollment attended Nebraska postsecondary institutions in fall 2016 than in fall 2006, while a higher percentage chose to go out of state. Specifically, 83.1% attended Nebraska colleges in 2016, compared to 85.5% in 2006.
- Total enrollment of first-time freshmen at out-of-state and in-state schools decreased 41.1% (1,596 students) from 3,882 in fall 2006 to 2,286 in fall 2016. Much of this decline was seen between fall 2014 and fall 2016 when enrollment decreased 28.8% (926 students). (See Table A6.3 in Appendix 6 for supporting data.)

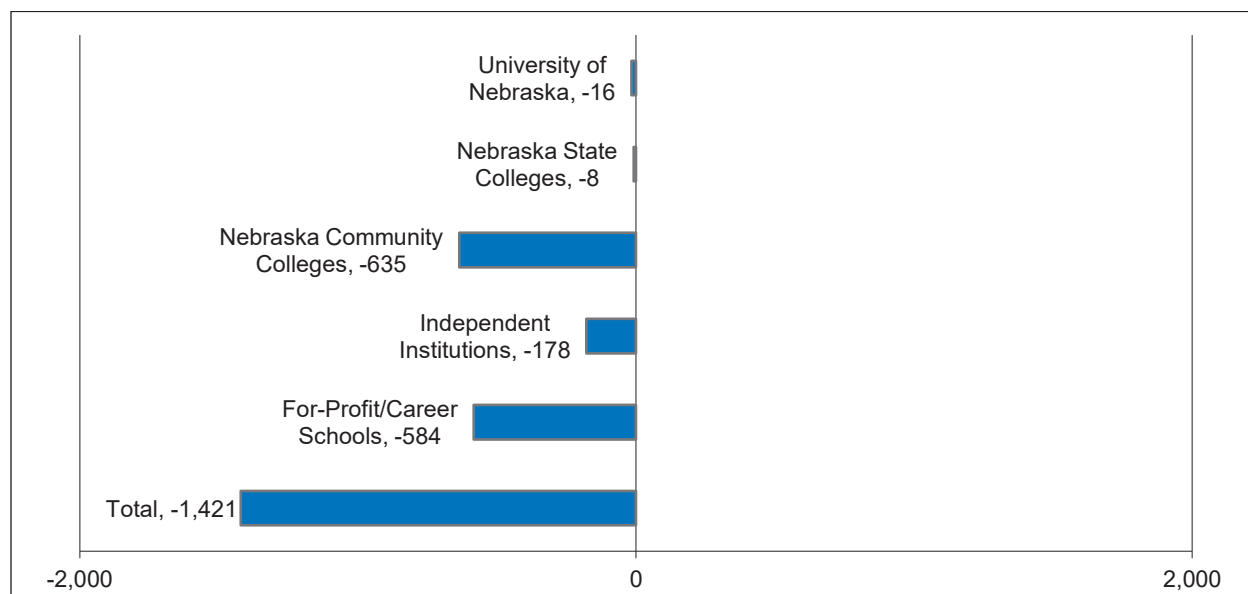
**Figure 1.2.3**  
**Number of Nebraska-Resident, First-Time Freshmen Enrolled at Nebraska and Out-of-State Postsecondary Institutions More than 12 Months After Graduation from High School Fall 2006 through Fall 2016**



Note. Includes full-time and part-time students. FTF = first-time freshmen. HS = high school. See Table A6.3 in Appendix 6 for supporting data. Data source: National Center for Education Statistics, IPEDS fall 2006, 2008, 2010, 2012, 2014, and 2016 surveys.

- As illustrated in [Figure 1.2.4](#), from fall 2006 to fall 2016, all of the sectors of higher education in Nebraska reported decreases in the number of Nebraska-resident, first-time freshmen who enrolled in college more than a year after high school graduation.
  - The University of Nebraska, Nebraska’s state colleges, and the independent institutions reported decreases of 6.9%, 18.2%, and 76.7%, respectively.
  - In terms of the number of students enrolled, Nebraska’s community colleges and for-profit/career schools experienced the largest declines between fall 2006 and fall 2016. The community colleges enrolled 635 fewer first-time freshmen, a decrease of 30.6%, while the for-profit/career schools enrolled 584 fewer first-time freshmen, a decrease of 79.1%
- Overall, the number of Nebraska-resident, first-time freshmen who enrolled at Nebraska postsecondary institutions more than a year after high school graduation decreased 42.8%, from 3,321 in fall 2006 to 1,900 in fall 2016. This decrease of 1,421 students is mostly attributable to reduced enrollments at Nebraska’s community colleges and for-profit/career schools.
- See [Table A6.4](#) in [Appendix 6](#) for supporting data and a summary of enrollment changes by sector.

**Figure 1.2.4**  
**Changes in the Numbers of Nebraska-Resident, First-Time Freshmen**  
**Enrolled at Nebraska Postsecondary Institutions**  
**More than 12 Months After Graduation from High School**  
**Fall 2016 Compared to Fall 2006**



*Note.* Includes full-time and part-time students. See [Table A6.4](#) in [Appendix 6](#) for supporting data. Data source: National Center for Education Statistics, IPEDS fall 2006 and fall 2016 surveys.