

1.3 Non-Nebraska, First-Time Freshmen Who Enroll at Nebraska Colleges and Net Migration

Increase the number of non-Nebraska high school graduates who pursue postsecondary education in Nebraska.

The 2003 LR 174 Higher Education Task Force recommended that Nebraska’s colleges and universities should more actively recruit high school graduates from outside the state to increase college enrollments in Nebraska. The data required to monitor the total number of out-of-state and nonresident alien students who enroll as first-time freshmen at Nebraska’s postsecondary institutions are collected every two years through the Integrated Postsecondary Education Data System (IPEDS) maintained by the National Center for Education Statistics.

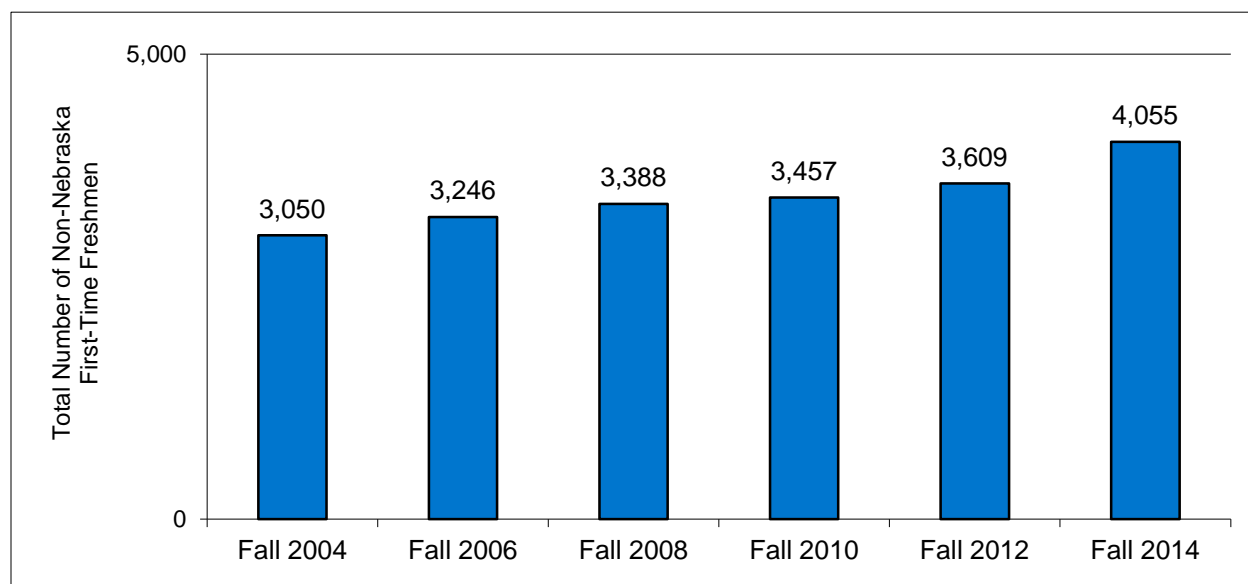
In this section, the latest available data, which are for fall 2014, are compared to the data for fall 2004, fall 2006, fall 2008, fall 2010, and fall 2012. Emphasis is primarily on the comparison of the findings for fall 2014 to those for fall 2004, which is the baseline for this analysis.

Non-Nebraska, First-Time Freshmen Who Attend Nebraska Colleges and Universities

- As shown in [Figure 1.3.1](#), Nebraska’s degree-granting and non-degree-granting colleges attracted 1,005, or 33.0%, more non-Nebraska, first-time freshmen in fall 2014 than in fall 2004.

Figure 1.3.1

Total Number of Non-Nebraska, First-Time Freshmen Enrolled at Nebraska Degree-Granting and Non-Degree-Granting Institutions Fall 2004 through Fall 2014



Note. Includes full-time and part-time students. Includes out-of-state and nonresident alien students. See [Table A6.5](#) in [Appendix 6](#) for supporting data. Data source: National Center for Education Statistics, IPEDS fall 2004, 2006, 2008, 2010, 2012, and 2014 surveys.

- The University of Nebraska-Lincoln enrolled 1,208 (29.8%) of the non-Nebraska, first-time freshmen in fall 2014, up from 593 (19.4%) in fall 2004. Creighton University enrolled 791 (19.5%) of the non-Nebraska, first-time freshmen in fall 2014, up from 605 (19.8%) in fall 2004. Together, these two institutions accounted for 801, or 79.7%, of the additional 1,005 non-Nebraska, first-time freshmen enrolled at Nebraska's degree-granting and non-degree-granting schools. (See Table A6.9 in Appendix 6 for supporting data on total non-Nebraska, first-time freshmen by institution.)
- In fall 2004, 1.6% of all non-Nebraska, first-time freshmen attended non-degree-granting colleges. In comparison, in fall 2014, only 0.2% of all non-Nebraska, first-time freshmen attended non-degree granting schools within the state. (See Table A6.5 in Appendix 6 for supporting data.)
- Non-Nebraska first-time freshmen who attended non-degree granting schools are excluded from the remainder of this analysis because the residency data reported by the non-degree granting institutions in Nebraska were not as complete or consistent as the data reported by the degree-granting institutions in 2004, which is the baseline for comparisons.
- Between fall 2004 and fall 2014, degree-granting institutions in Nebraska attracted a noticeably higher number of non-Nebraskans who went to college within a year of high school graduation. The state attracted about the same number of out-of-state and nonresident alien students who started college more than a year after they graduated from high school. Both of these trends are evidenced in Table 1.3.1.
- As shown in Table 1.3.1, the net enrollment of out-of-state and nonresident alien students at Nebraska degree-granting institutions increased by 1,048 students, or 34.9%, between fall 2004 and fall 2014.
- In fall 2004, Nebraska degree-granting institutions attracted 2,424 non-Nebraskan, first-time freshmen who graduated from high school within 12 months of college enrollment, compared to 3,484 non-Nebraskans in fall 2014, a 43.7% increase.
- In fall 2014, Nebraska degree-granting colleges and universities attracted 564 non-Nebraskans who started college more than 12 months after high school graduation, a 2.1% decrease since fall 2004.

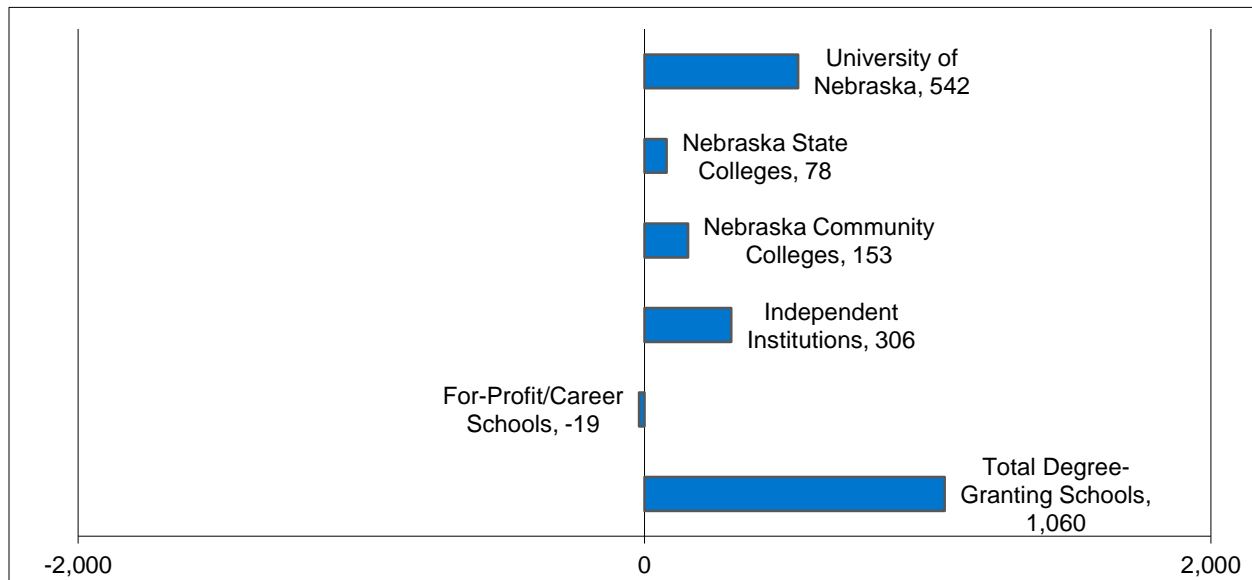
Table 1.3.1
Non-Nebraska, First-Time Freshmen
Enrolled at Nebraska Degree-Granting Postsecondary Institutions
Classified by Length of Time Since High School Graduation
Fall 2004 through Fall 2014

| Length of Time Since High School Graduation | Fall 2004 | | Fall 2006 | | Fall 2008 | | Fall 2010 | |
|--|-----------|--------|-----------|--------|-----------|--------|-------------------|--------|
| | N | % | N | % | N | % | N | % |
| Graduated During the 12 Months Prior to College Enrollment | 2,424 | 80.8% | 2,783 | 86.5% | 2,961 | 87.9% | 2,944 | 85.5% |
| Graduated More than 12 Months Prior to College Enrollment | 576 | 19.2% | 435 | 13.5% | 407 | 12.1% | 501 | 14.5% |
| Total | 3,000 | 100.0% | 3,218 | 100.0% | 3,368 | 100.0% | 3,445 | 100.0% |
| | | | | | | | | |
| Length of Time Since High School Graduation | Fall 2012 | | Fall 2014 | | | | Δ Since Fall 2004 | |
| | N | % | N | % | | | N | % |
| Graduated During the 12 Months Prior to College Enrollment | 2,968 | 82.6% | 3,484 | 86.1% | | | 1,060 | 43.7% |
| Graduated More than 12 Months Prior to College Enrollment | 625 | 17.4% | 564 | 13.9% | | | -12 | -2.1% |
| Total | 3,593 | 100.0% | 4,048 | 100.0% | | | 1,048 | 34.9% |

Note. Includes full-time and part-time students. Counts of non-Nebraska students include nonresident alien students, but they do not include students with unknown states of residence or students for whom no residence information was reported to the NCES but who are counted by the NCES as a balance/correction factor so that the residence totals equal enrollment totals. Students with unknown states of residence are excluded because there is no way of knowing how many of these students are from Nebraska or from other states or countries, and there also is no way of determining when any of these students graduated from high school. Δ = change. See [Table A6.6](#) and [Table A6.7](#) in [Appendix 6](#) for supporting data. Data source: National Center for Education Statistics, IPEDS fall 2004, 2006, 2008, 2010, 2012, and 2014 surveys.

- As shown in [Figure 1.3.2](#), 51.1% of the net increase of 1,060 students who started college within 12 months of high school graduation is attributable to the increased number of non-Nebraskans who attended the University of Nebraska.
- The Nebraska State College System, Nebraska's community colleges, and Nebraska's independent institutions also experienced gains in the number of non-Nebraskans that they attracted, but the for-profit/career schools attracted 19 fewer out-of-state students in fall 2014 than in fall 2004. (See [Table A6.6](#) in [Appendix 6](#) for supporting data.)
- See [Table A6.7](#) in [Appendix 6](#) for information on the enrollment of non-Nebraskan first-time freshmen who enrolled at Nebraska colleges more than a year after high school graduation.
- [Table A6.8.a](#) through [Table A6.8fg](#) in [Appendix 6](#) provide detailed listings *by institution* of the numbers of first-time freshmen with Nebraska, out-of-state, and foreign (i.e., nonresident alien) residencies who were enrolled at Nebraska's colleges and universities *within 12 months of high school graduation* from fall 2004 through fall 2014.

Figure 1.3.2
Changes in the Numbers of Non-Nebraska, First-Time Freshmen
Enrolled at Nebraska Degree-Granting Institutions
Within 12 Months of Graduation from High School
Fall 2014 Compared to Fall 2004



Note. Includes full-time and part-time students. See [Table A6.6](#) in [Appendix 6](#) for supporting data. Data source: National Center for Education Statistics, IPEDS fall 2004 and fall 2014 surveys.

Net Migration of Nebraska and Non-Nebraska, First-Time Freshmen

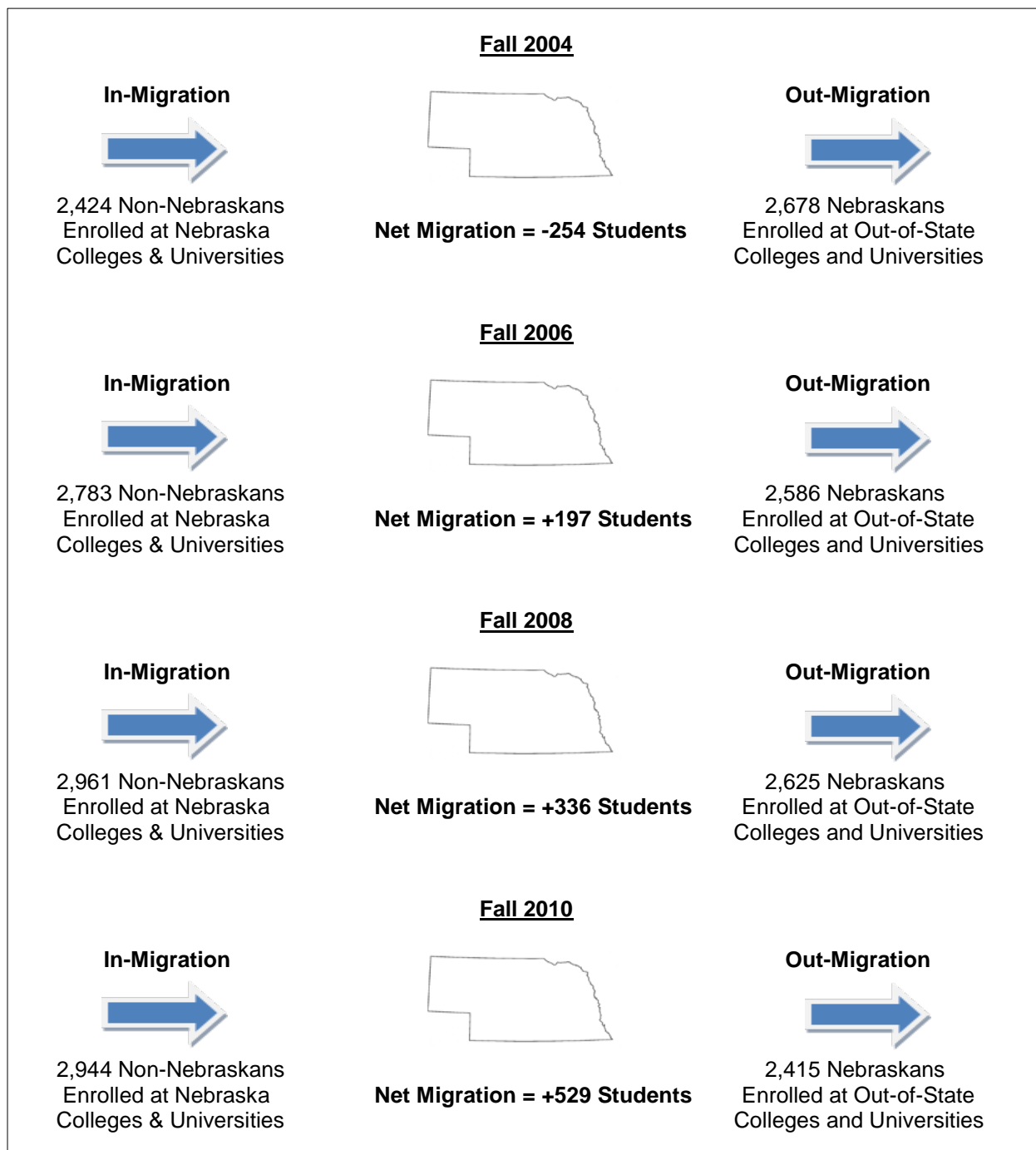
Data summarized in the preceding sections can be used to calculate the net migration of first-time freshmen who attended degree-granting colleges and universities within one year of high school graduation, as illustrated in [Figure 1.3.3](#).¹⁸

- In fall 2004, more first-time freshmen who attended degree-granting schools within a year of graduating from high school *left Nebraska* to go to college than *came to Nebraska* to begin their postsecondary education.
- However, in fall 2006, fall 2008, fall 2010, fall 2012, and fall 2014, more first-time freshmen *came to Nebraska* to attend degree-granting colleges within 12 months of high school graduation than *left Nebraska* to go to school out of state.

¹⁸ The net migration numbers reported in this section are the best possible estimates given the data available from the National Center for Education Statistics, Integrated Postsecondary Education Data System (IPEDS). However, the estimated net migration of Nebraska-resident students and non-Nebraskans for fall 2004 and fall 2006 may be slightly underestimated or overestimated due to the fact that some of the degree-granting institutions in Nebraska did not report their numbers of first-time freshmen who graduated from high school within 12 months of college enrollment by state or country of residency for these survey years. There are probably similar reporting errors in other states where Nebraska first-time freshmen attended colleges in fall 2004 and fall 2006, but there is no way of knowing how Nebraska's net migration numbers should be adjusted to compensate for such errors.

Figure 1.3.3

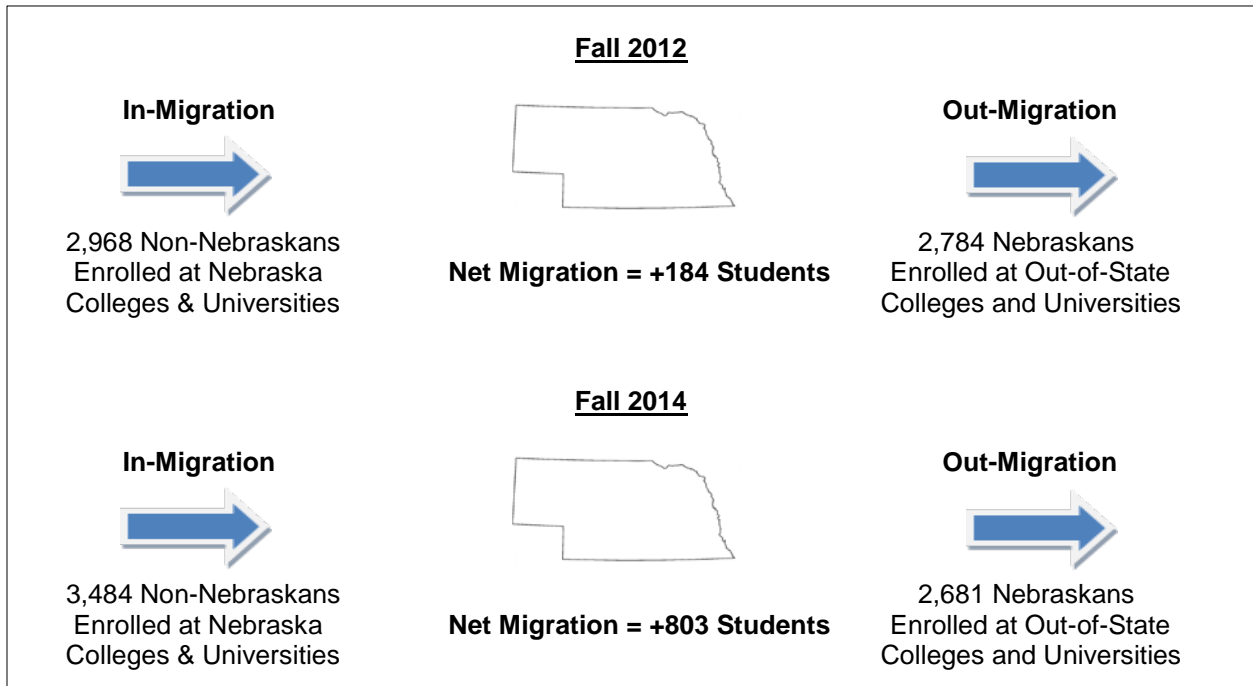
**Net Migration of First-Time Freshmen Who Attended Degree-Granting Postsecondary Institutions in Nebraska Within 12 Months of High School Graduation
Fall 2004 through Fall 2014**



Continued on the next page.

Figure 1.3.3 (Continued)

**Net Migration of First-Time Freshmen Who Attended Degree-Granting Postsecondary Institutions in Nebraska Within 12 Months of High School Graduation
Fall 2004 through Fall 2014**



Note. Counts include full-time and part-time students. Counts of non-Nebraskans include nonresident alien students. Counts do not include students with reported unknown states of residence and students for whom no residence information was reported. See [Table A6.10](#) in [Appendix 6](#) for supporting data. Data source: National Center for Education Statistics, IPEDS fall 2004, 2006, 2008, 2010, 2012, and 2014 surveys.