

## 1.2 Nebraska High School Graduates Who Go to College in Nebraska

### **Increase the proportion of Nebraska high school graduates who pursue their postsecondary education in Nebraska.**

In addition to increasing college-going rates of Nebraska high school graduates, another approach to increasing college enrollment in Nebraska that was recommended by the 2003 LR 174 Higher Education Task Force is to increase the proportion of Nebraska high school graduates who pursue their postsecondary education in their home state, rather than going out of state to college.

The data required to monitor the proportion of recent Nebraska high school graduates who go to colleges and universities in Nebraska or other states are collected every two years through the Integrated Postsecondary Education Data System's (IPEDS) Fall Enrollment survey maintained by the National Center of Education Statistics in the U.S. Department of Education. The latest available data are for fall 2014.

The best available estimate of the proportion of Nebraska high school graduates who pursue their postsecondary education in Nebraska is the number of students with Nebraska residency who enroll at Nebraska degree-granting institutions as first-time freshmen within a year of graduating from high school, compared directly to the number who go out of state to college. Consequently, this section provides a detailed analysis of the numbers and percentages of Nebraska high school graduates who attended Nebraska and out-of-state, degree-granting institutions as first-time freshmen within 12 months of graduating from high school between fall 2004 and fall 2014.<sup>17</sup>

Nebraska-resident, first-time freshmen who start college at Nebraska or out-of-state degree-granting institutions *more* than 12 months after they graduated from high school are also of interest. However, since there is no way of knowing exactly when they received their diplomas from Nebraska or out-of-state high schools, these students are considered separately in the analysis reported in this section.

Data reported by non-degree-granting schools are excluded from the following analysis because the residency data reported by the non-degree-granting institutions in Nebraska were not as complete or consistent as the data reported by the degree-granting institutions for fall 2004, which is the baseline for this analysis. However, the data are available in Table A6.8.a through Table A6.8.f in Appendix 6. See Explanatory Note A6.1 in Appendix 6 for more information on the collection and limitations of the data analyzed in this section.

---

<sup>17</sup> For the purposes of IPEDS reporting, first-time freshmen are defined to be degree/certificate-seeking students. Students taking courses for credit but not seeking degrees are not included in first-time freshmen cohorts.

**Changes in the Number of Nebraska-Resident, First-Time Freshmen Enrolled at Degree-Granting Institutions by Length of Time Since High School Graduation**

- Between fall 2004 and fall 2014, 605 more Nebraska-resident, first-time freshmen attended degree-granting institutions within one year of high school graduation. During the same period, 482 fewer Nebraska-resident first-time freshmen enrolled in college more than a year after they graduated from high school, as shown in [Table 1.2.1](#). As a result, the net total enrollment of Nebraska-resident, first-time freshmen at degree-granting institutions increased 0.7% (123 students) since fall 2004.

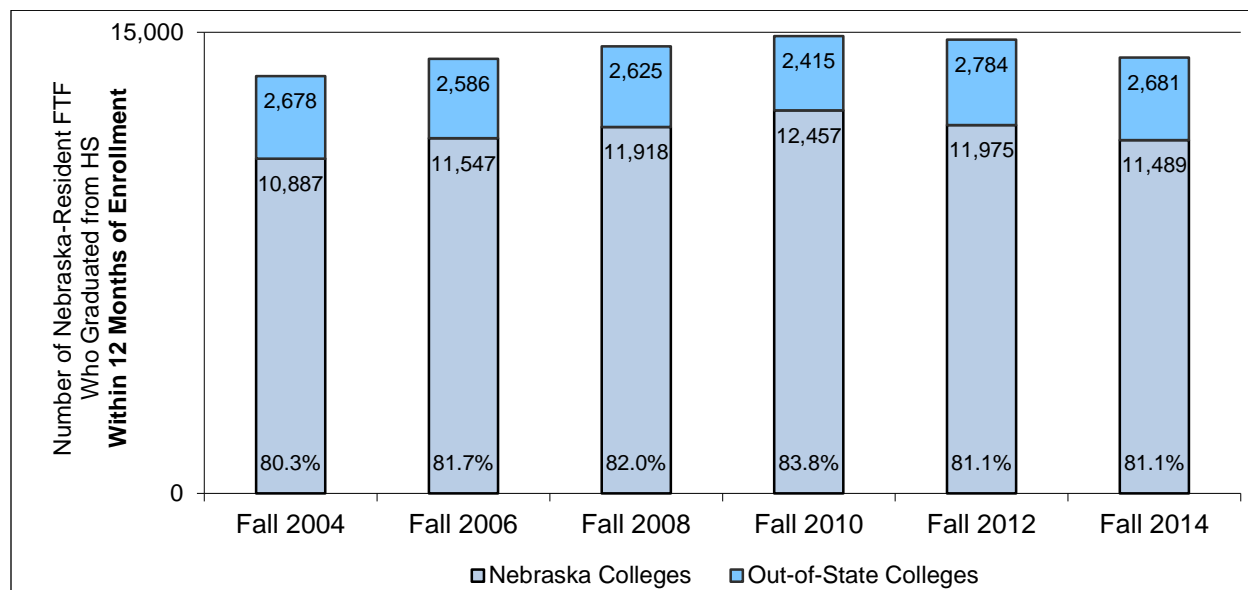
Length of Time Since High School Graduation	Fall 2004		Fall 2006		Fall 2008		Fall 2010	
	N	%	N	%	N	%	N	%
Graduated During the 12 Months Prior to College Enrollment	13,565	78.9%	14,133	79.6%	14,543	81.3%	14,872	79.6%
Graduated More than 12 Months Prior to College Enrollment	3,626	21.1%	3,617	20.4%	3,353	18.7%	3,821	20.4%
Total	17,191	100.0%	17,750	100.0%	17,896	100.0%	18,693	100.0%
Length of Time Since High School Graduation	Fall 2012		Fall 2014				Δ Since Fall 2004	
	N	%	N	%			N	%
Graduated During the 12 Months Prior to College Enrollment	14,759	83.4%	14,170	81.8%			605	4.5%
Graduated More than 12 Months Prior to College Enrollment	2,934	16.6%	3,144	18.2%			-482	-13.3%
Total	17,693	100.0%	17,314	100.0%			123	0.7%

*Note.* Includes full-time and part-time students. Δ = change. See [Table A6.1](#) and [Table A6.3](#) in [Appendix 6](#) for supporting data. Data sources: National Center for Education Statistics, IPEDS fall 2004, 2006, 2008, 2010, 2012, and 2014 surveys.

**In-State and Out-of-State Enrollments of Nebraska-Resident, First-Time Freshmen Who Graduated from High School Within 12 Months of College Enrollment**

- The net increase between fall 2004 and fall 2014 of 605 students who continued on to college within 12 months of high school graduation, shown in [Table 1.2.1](#), is attributable to an increase of three Nebraska-resident, first-time freshmen who enrolled at *out-of-state* degree-granting schools within 12 months of high school graduation and an increase of 602 students who pursued their postsecondary education at degree-granting institutions *in Nebraska*.
- As illustrated in [Figure 1.2.1](#), in fall 2004, 80.3% of Nebraska-resident, first-time freshmen started college in Nebraska. While this is similar to fall 2014, when 81.1% of Nebraska-resident first-time freshmen enrolled in schools in Nebraska, it is a decrease from fall of 2010, when 83.8% pursued their postsecondary education in Nebraska.
- Overall, the percent of Nebraska-resident, first-time freshmen who choose to begin college in Nebraska has remained relatively stable since fall 2004, ranging from 80.3% in fall 2004 to 83.8% in fall 2010. (See [Table A6.1](#) in [Appendix 6](#) for supporting data.)

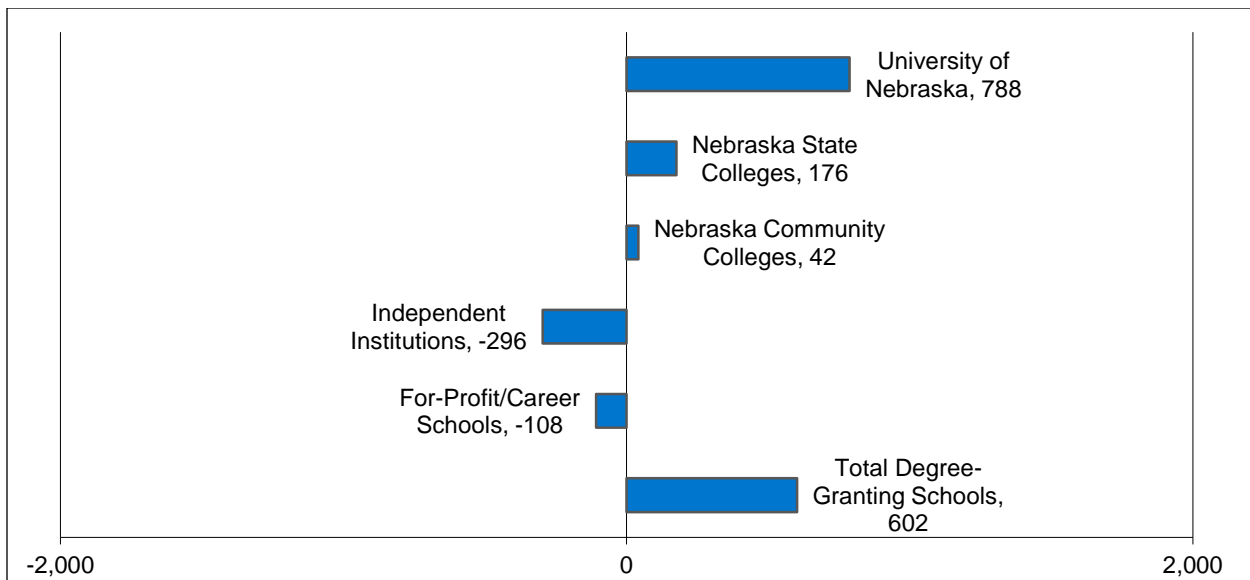
**Figure 1.2.1**  
**Number of Nebraska-Resident, First-Time Freshmen**  
**Enrolled at Nebraska and Out-of-State Degree-Granting Institutions**  
**Within 12 Months of Graduation from High School**  
**Fall 2004 through Fall 2014**



*Note.* Includes full-time and part-time students. Institutions are classified as degree-granting based on their classification at the time of each fall survey. FTF = first-time freshmen. See [Table A6.1](#) in [Appendix 6](#) for supporting data. Data source: National Center for Education Statistics, IPEDS fall 2004, 2006, 2008, 2010, 2012, and 2014 surveys.

- As illustrated in [Figure 1.2.2](#), from fall 2004 to fall 2014, three of the five higher education sectors reported increases in the number of Nebraska-resident, first-time freshmen who enrolled in college less than a year after high school graduation.
  - The University of Nebraska reported a total increase of 15.8%, while the Nebraska State College System reported an increase of 21.5%.
  - During this same ten-year period, Nebraska community colleges reported a total increase of 1.4%. However, between fall 2012 and fall 2014, Nebraska’s community colleges reported a decrease of 20.3%.
  - Nebraska’s independent institutions and for-profit/career schools reported decreases of 16.0% and 72.0%, respectively.
- Overall, the number of Nebraska-resident, first-time freshmen who enrolled at Nebraska degree-granting institutions within 12 months of high school graduation increased 5.5%, from 10,887 in fall 2004 to 11,489 in fall 2014.
- See [Table A6.2](#) in [Appendix 2](#) for supporting data.

**Figure 1.2.2**  
**Changes in the Number of Nebraska-Resident, First-Time Freshmen**  
**Enrolled at Nebraska Degree-Granting Institutions**  
**Within 12 Months of Graduation from High School**  
**Fall 2014 Compared to Fall 2004**



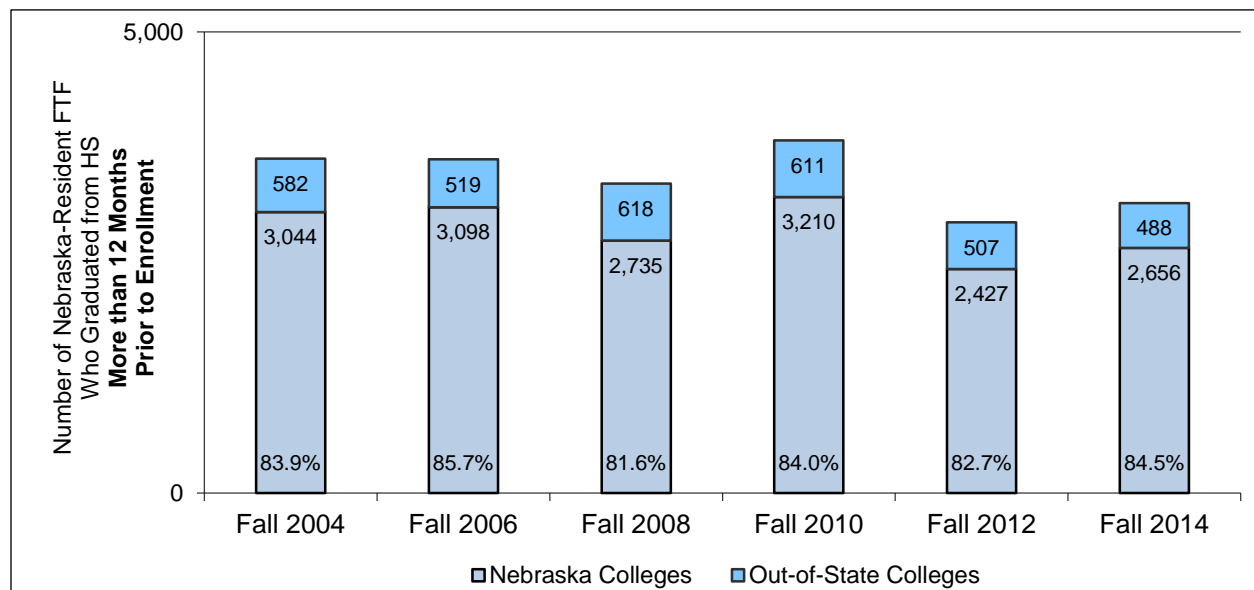
*Note.* Includes full-time and part-time students. See [Table A6.2](#) in [Appendix 6](#) for supporting data. Data source: National Center for Education Statistics, IPEDS fall 2004 and fall 2014 surveys.

**In-State and Out-of-State Enrollments of Nebraska-Resident, First-Time Freshmen Who Graduated from High School More than 12 Months Prior to College Enrollment**

- Between fall 2004 and fall 2014, there was a decrease in the number of first-time freshmen with Nebraska residency who started their postsecondary studies at degree-granting institutions in Nebraska more than a year after they graduated from high school.
- As illustrated in Figure 1.2.3, 388 fewer first-time freshmen attended Nebraska colleges in fall 2014 than in fall 2004, a decrease of 12.7%.
- Likewise, between 2004 and 2014, 94 fewer first-time freshmen from Nebraska went to out-of-state colleges more than a year after graduating from high school, a 16.2% decrease.
- As shown in Figure 1.2.3, the net effect of these changes in enrollment was that a higher percentage of the students who graduated from high school more than a year before college enrollment attended Nebraska postsecondary institutions in fall 2014 than in fall 2004, while a lower percentage chose to go out of state. Specifically, 84.5% attended Nebraska colleges in 2014, compared to 83.9% in 2004.
- Total enrollment of first-time freshmen at out-of-state and in-state schools decreased 13.3% (482 students) from 3,626 in fall 2004 to 3,144 in fall 2014. Much of this decline was seen between fall 2010 and fall 2012 when enrollment decreased 23.2% (887 students). (See Table A6.3 in Appendix 6 for supporting data.)

**Figure 1.2.3**

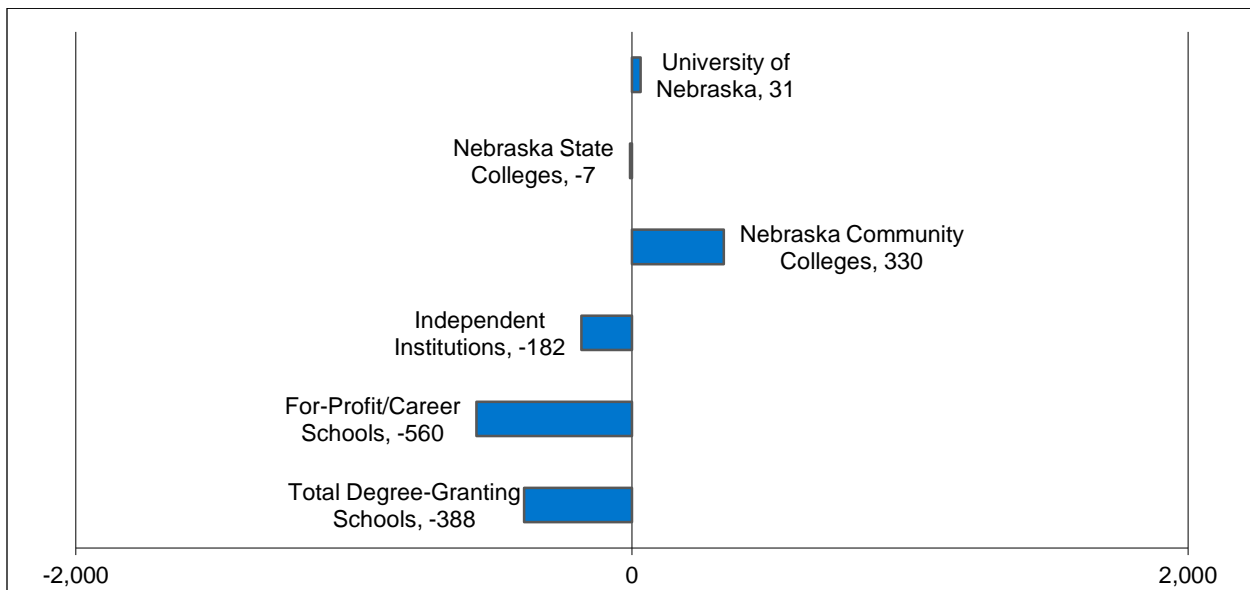
**Number of Nebraska-Resident, First-Time Freshmen Enrolled at Nebraska and Out-of-State Degree-Granting Institutions More than 12 Months After Graduation from High School Fall 2004 through Fall 2014**



*Note.* Includes full-time and part-time students. FTF = first-time freshmen. HS = high school. See Table A6.3 in Appendix 6 for supporting data. Data source: National Center for Education Statistics, IPEDS fall 2004, 2006, 2008, 2010, 2012, and 2014 surveys.

- As illustrated in [Figure 1.2.4](#), from fall 2004 to fall 2014, three of the sectors of higher education in Nebraska reported decreases in the number of Nebraska-resident, first-time freshmen who enrolled in college more than a year after high school graduation.
  - Nebraska's state colleges, independent institutions, and for-profit/career schools reported decreases of 11.1%, 72.2%, and 78.8%, respectively.
  - Meanwhile, the University of Nebraska reported an increase of 31 students since fall 2004, equating to 19.6% total growth, and Nebraska's community colleges reported an increase of 330 students since fall 2004, a 17.7% increase.
- Overall, the number of Nebraska-resident, first-time freshmen who enrolled at Nebraska degree-granting institutions more than a year after high school graduation decreased 12.7%, from 3,044 in fall 2004 to 2,656 in fall 2014. This decrease of 388 students is mostly attributable to reduced enrollments at Nebraska's for-profit/career schools.
- See [Table A6.4](#) in [Appendix 6](#) for supporting data and a summary of enrollment changes by sector.

**Figure 1.2.4**  
**Changes in the Numbers of Nebraska-Resident, First-Time Freshmen**  
**Enrolled at Nebraska Degree-Granting Institutions**  
**More than 12 Months After Graduation from High School**  
**Fall 2014 Compared to Fall 2004**



*Note.* Includes full-time and part-time students. See [Table A6.4](#) in [Appendix 6](#) for supporting data. Data source: National Center for Education Statistics, IPEDS fall 2004 and fall 2014 surveys.