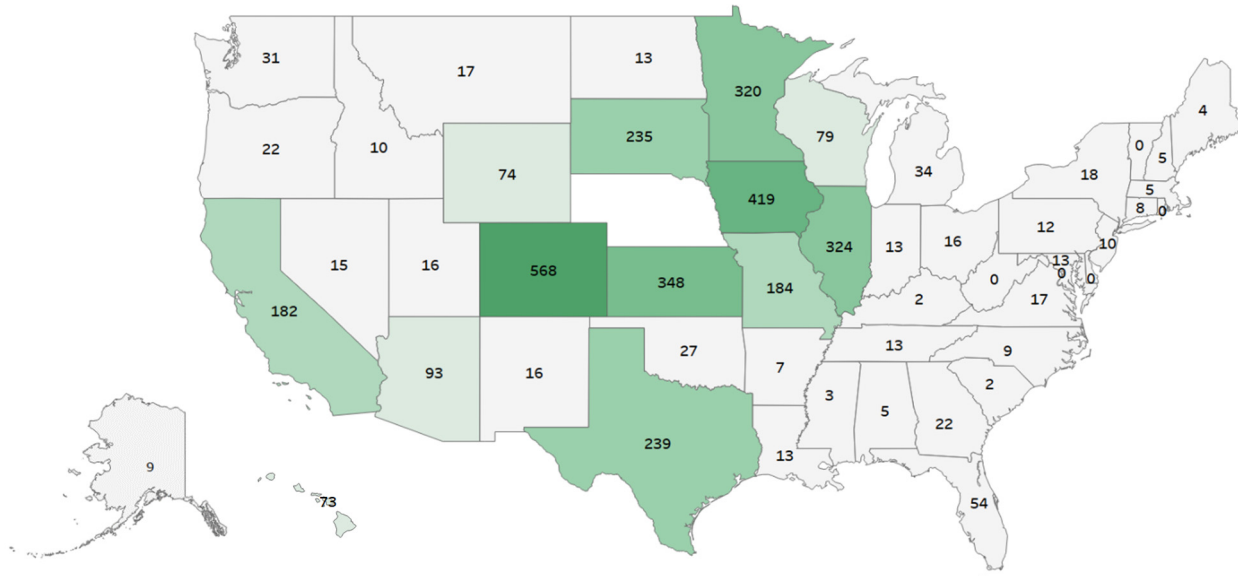


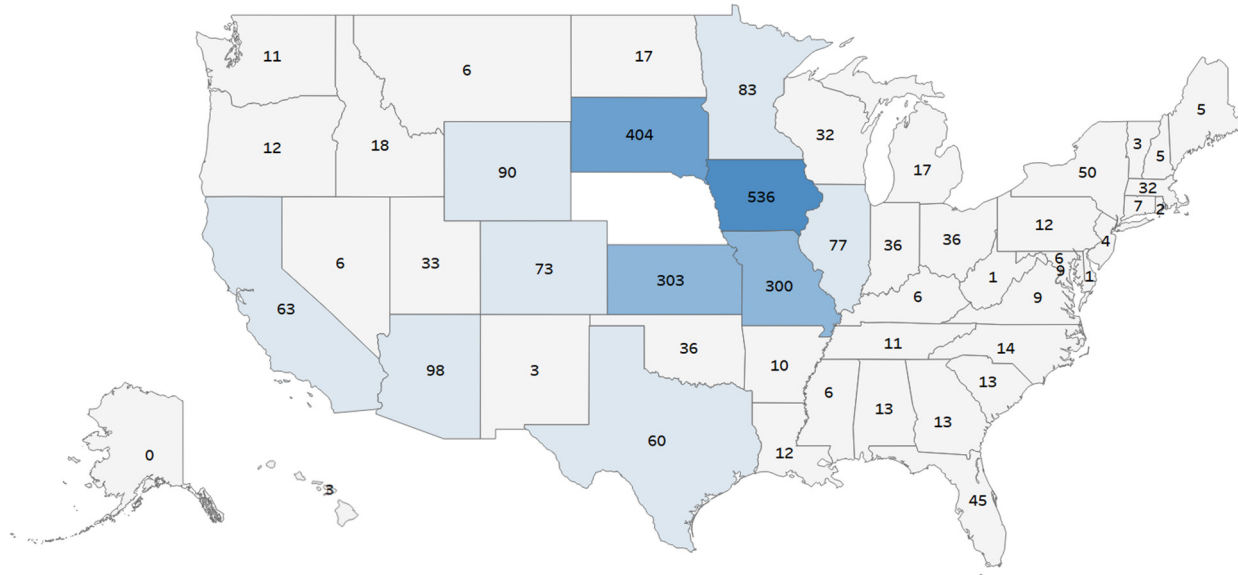
Fall 2020 First-Time Freshmen Migration

April 2022

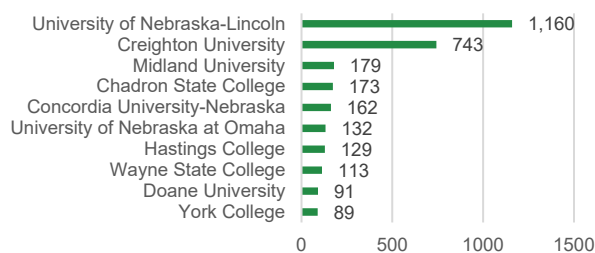
In-Migration of Out-of-State First-Time-Freshmen



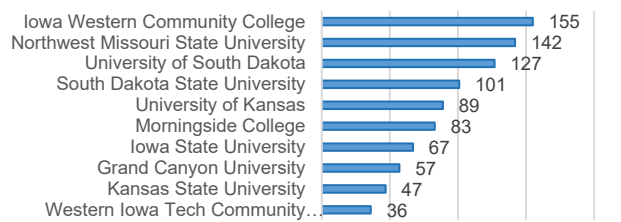
Out-Migration of Nebraska Resident First-Time-Freshmen



Top 10 Nebraska Schools Attended by Out-of-State First-Time Freshmen



Top 10 Out-of-State Schools Attended by Nebraska Resident First-Time Freshmen



State	In-Migration of Out-of-State First-Time Freshmen	Out-Migration of Nebraska Resident First-Time Freshmen	Net-Migration
Alabama	5	13	-8
Alaska	9	0	9
Arizona	93	98	-5
Arkansas	7	10	-3
California	182	63	119
Colorado	568	73	495
Connecticut	8	7	1
Delaware	0	1	-1
District of Columbia	0	9	-9
Florida	54	45	9
Georgia	22	13	9
Hawaii	73	3	70
Idaho	10	18	-8
Illinois	324	77	247
Indiana	13	36	-23
Iowa	419	536	-117
Kansas	348	303	45
Kentucky	2	6	-4
Louisiana	13	12	1
Maine	4	5	-1
Maryland	13	6	7
Massachusetts	5	32	-27
Michigan	34	17	17
Minnesota	320	83	237
Mississippi	3	6	-3
Missouri	184	300	-116
Montana	17	6	11
Nevada	15	6	9
New Hampshire	5	5	0
New Jersey	10	4	6
New Mexico	16	3	13
New York	18	50	-32
North Carolina	9	14	-5
North Dakota	13	17	-4
Ohio	16	36	-20
Oklahoma	27	36	-9
Oregon	22	12	10
Pennsylvania	12	12	0
Rhode Island	0	2	-2
South Carolina	2	13	-11
South Dakota	235	404	-169
Tennessee	13	11	2
Texas	239	60	179
Utah	16	33	-17
Vermont	0	3	-3
Virginia	17	9	8
Washington	31	11	20
West Virginia	0	1	-1
Wisconsin	79	32	47
Wyoming	74	90	-16
Total	3,599	2,642	957

Note. Only includes students who enrolled in college within 12 months of high school graduation. Students whose state of residence was unknown or not reported are excluded (in migration = 23; out migration = unknown). Outlying areas are excluded (in migration = 3; out migration = 0). Foreign students are excluded (in migration = 152; out migration = unknown). Students with Nebraska residency who went to college in Nebraska are excluded (N = 11,994). Source: Integrated Postsecondary Education Data System.