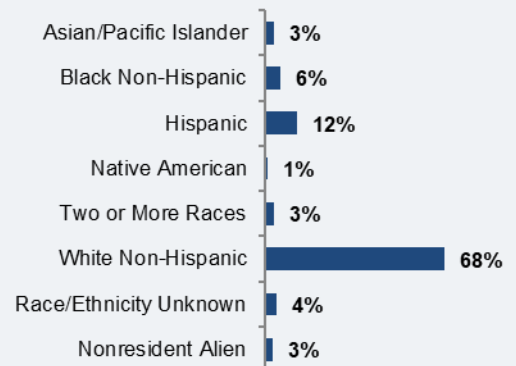
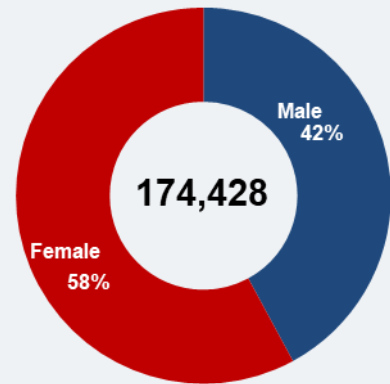


Nebraska Postsecondary Enrollment and Degrees

January 2023

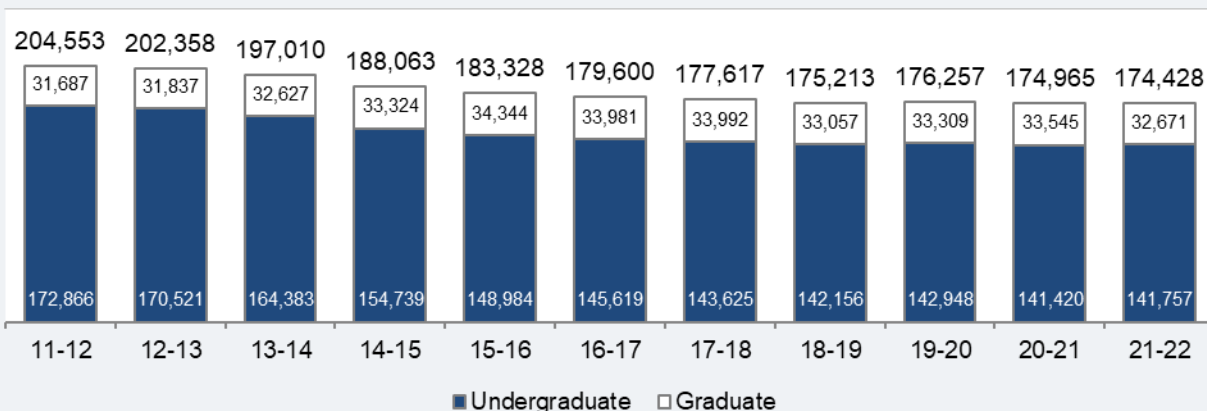
2021-2022 12-Month Enrollment

Sector/Institution	Undergrad	Graduate	Total
University of Nebraska	41,050	15,768	56,818
NCTA	327	-	327
UNK	4,887	2,680	7,567
UNL	20,711	6,011	26,722
UNMC	1,131	3,051	4,182
UNO	13,994	4,026	18,020
State Colleges	9,023	2,500	11,523
Chadron	2,178	657	2,835
Peru	2,324	634	2,958
Wayne	4,521	1,209	5,730
Community Colleges	54,835	-	54,835
Central	9,578	-	9,578
Metropolitan	20,852	-	20,852
Mid-Plains	2,844	-	2,844
Northeast	6,636	-	6,636
Southeast	12,974	-	12,974
Western	1,951	-	1,951
Total Publics	104,908	18,268	123,176
Nonpublic Institutions	36,849	14,403	51,252
Grand Total	141,757	32,761	174,428



12-Month Enrollment Trends

Between 2011-12 and 2021-22, **undergraduate enrollment decreased 18.0%**, while **graduate enrollment increased 3.1%**. Overall, enrollment decreased 14.7%.

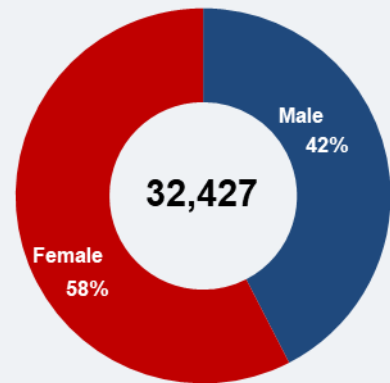


Note. 12-month enrollment is the total, unduplicated headcount of students enrolled during the academic year.

2021-2022 Degrees/Awards

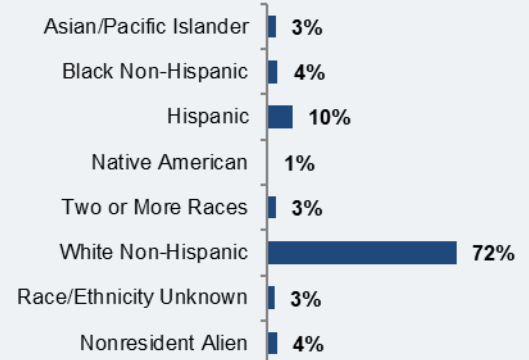
Top 10 Fields - Undergraduate Degrees

Field Category	#	Rank
Business, Management, Marketing	4,584	1
Health Professions	3,949	2
Liberal Arts & Sciences/General Studies	1,702	3
Education	1,368	4
Computer & Information Sciences	1,207	5
Mechanic & Repair Technologies	951	6
Biological & Biomedical Sciences	930	7
Agriculture, Animal, Veterinary Science	889	8
Homeland Security/Law Enforce/Firefighting	812	9
Psychology	770	10
All Other CIP Codes*	7,019	-
Total Undergraduate	24,181	-



Top 10 Fields - Graduate Degrees

Field Category	#	Rank
Health Professions	2,271	1
Education	2,075	2
Business, Management, Marketing	1,346	3
Biological & Biomedical Sciences	278	4
Computer & Information Sciences	271	5
Legal Professions & Studies	259	6
Multi/Interdisciplinary Studies	213	7
Engineering	204	8
Social Sciences	200	9
Psychology	164	10
All Other CIP Codes*	965	-
Total Graduate	8,246	-



* The National Center for Education Statistics designed the Classification of Instructional Program (CIP) code to provide a means of accurately tracking, assessing and reporting of fields of study and program completions activity.

Level	University of Nebraska	State Colleges	Community Colleges	Nonpublic Institutions	Grand Total
Less-than-4-Year Certificates	87	-	3,209	599	3,895
Associate's	85	-	4,441	254	4,780
Bachelor's*	8,466	1,173	-	5,867	15,506
Graduate	3,877	585	-	3,784	8,246
Sector Total	12,515	1,758	7,650	10,504	32,427

* Includes postbaccalaureate certificates.

Degrees/Awards Trends

