

2.1 Freshmen Retention Rates (Based on IPEDS Data)

Increase the percentage of students who persist beyond their first year(s) of enrollment.

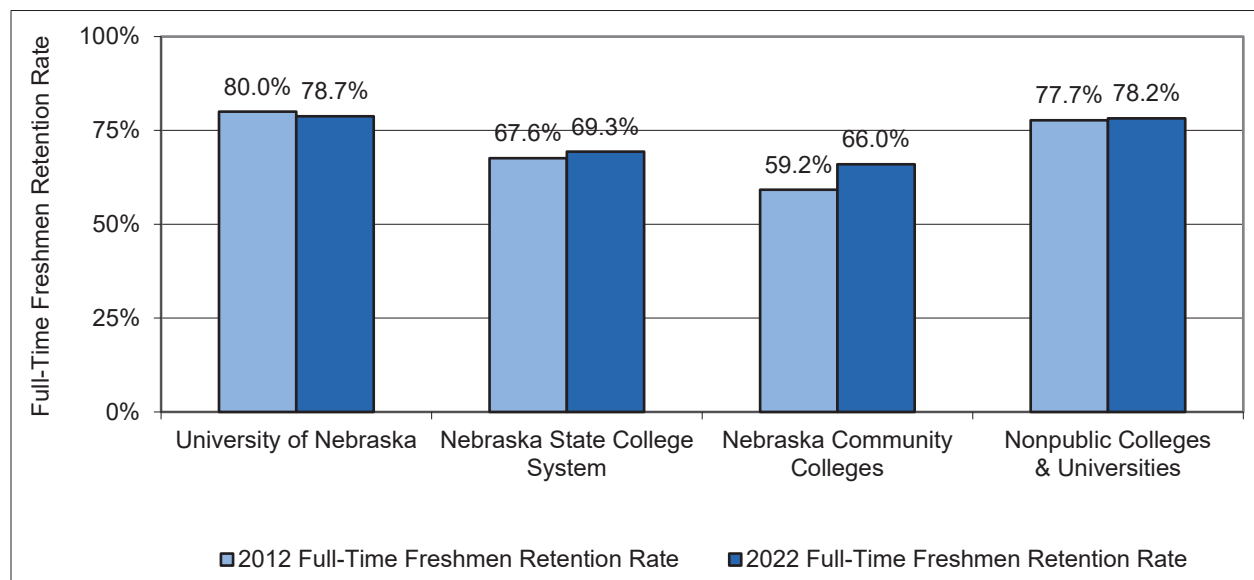
The following analysis of freshmen retention rates is based on data reported by Nebraska institutions to the National Center for Education Statistics (NCES) through the Integrated Postsecondary Education Data System (IPEDS). The NCES defines a retention rate as the rate at which students persist in their educational program at an institution, expressed as a percentage. For four-year institutions, this is the percentage of first-time bachelors (or equivalent) degree-seeking undergraduates from the previous fall who are again enrolled in the current fall. For all other institutions, this is the percentage of first-time degree/certificate-seeking students from the previous fall who either re-enrolled or successfully completed their program by the current fall. Separate retention rates are reported by institutions for their full-time and part-time students.

The latest available data are for fall 2022. Retention rates for fall 2023 will not be available until mid-2024 and will be reported in the *2025 Progress Report*. Consequently, the following analysis focuses on how fall 2022 retention rates compare to fall 2012 rates.

Full-Time Freshmen Retention Rates by Sector

Figure 2.1.1 shows that full-time freshmen retention rates for the Nebraska State College System, the community colleges, and the nonpublic institutions were higher in fall 2022 than they were in fall 2012. Meanwhile, the full-time retention rate for the University of Nebraska was lower in fall 2022 than in fall 2012.

Figure 2.1.1
Full-Time Freshmen Retention Rates
of Nebraska Postsecondary Institutions by Sector
Fall 2022 Compared to Fall 2012



Note. See [Table A9.1](#) and [Table A9.4](#) in [Appendix 9](#) for supporting data. Data source: National Center for Education Statistics, IPEDS fall 2012 and fall 2022 surveys.

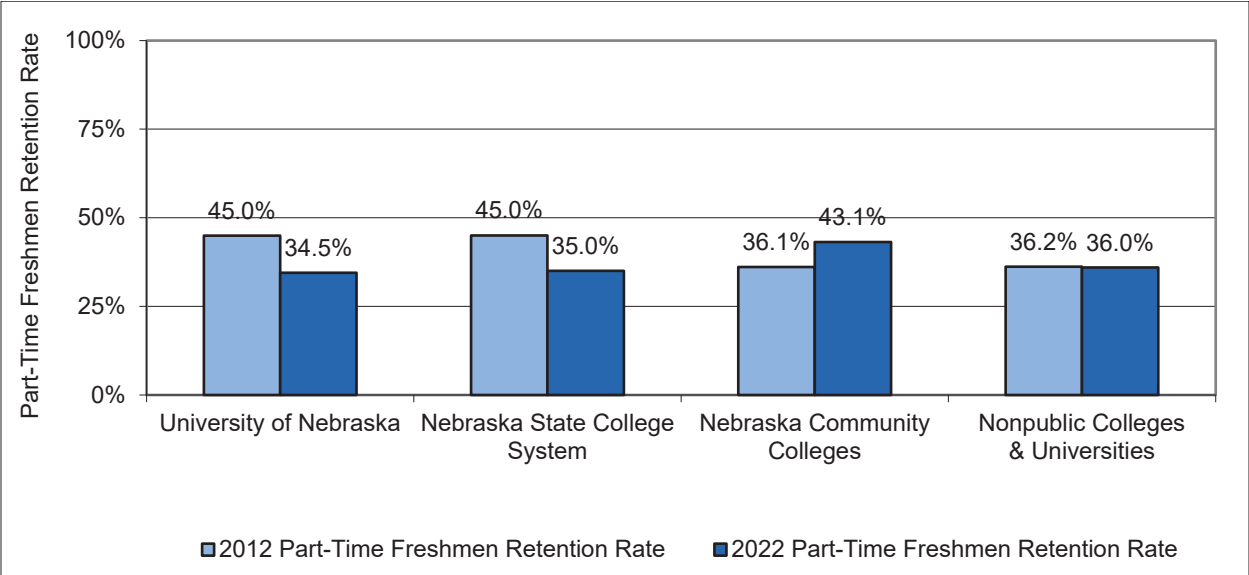
- The net effect of these changes in sector rates was that the overall full-time retention rate for all institutions in Nebraska increased 2.3 percentage points, from 72.6% in fall 2012 to 74.9% in fall 2022.
- See [Table A9.1](#) in [Appendix 9](#) for data related to the calculated sector and state retention rates for full-time freshmen. See [Table A9.4](#) in [Appendix 9](#) for the full-time retention rates by institution for fall 2012 and fall 2022.

Part-Time Freshmen Retention Rates by Sector

As shown in [Figure 2.1.2](#), part-time retention rates for all sectors decreased between fall 2012 and fall 2022 except for the community colleges.

- The net effect of these changes in sector rates was that the overall part-time retention rate for all institutions in Nebraska increased 4.7 percentage points, from 36.8% in fall 2012 to 41.5% in fall 2022.
- Regardless of sector, retention rates for part-time students are much lower than comparable rates for full-time students.
- Compared to Nebraska’s community colleges, the other sectors of higher education in Nebraska consistently report small numbers of part-time, first-time freshmen. See [Table A9.2](#) in [Appendix 9](#) for more information.

Figure 2.1.2
Part-Time Freshmen Retention Rates
of Nebraska Postsecondary Institutions by Sector
Fall 2022 Compared to Fall 2012



Note. See [Table A9.2](#) and [Table A9.5](#) in [Appendix 9](#) for supporting data. Data source: National Center for Education Statistics, IPEDS fall 2012 and fall 2022 surveys.

Nebraska Freshmen Retention Rates Compared to Those of Other States

The charts in this section show the fall 2022 overall freshmen retention rates for full-time and part-time freshmen enrolled at Nebraska's public four-year institutions and Nebraska's public two-year institutions, compared to the retention rates for other states and the nation. (See Table A9.3 in Appendix 9 for supporting data.)

Retention Rates for Public Four-Year Institutions

Figure 2.1.3 and Figure 2.1.4 reveal that the fall 2022 retention rates for full-time and part-time freshmen enrolled at Nebraska's public four-year institutions were below the corresponding national averages.

- As shown in Figure 2.1.3, the overall full-time retention rate for Nebraska's public four-year institutions—University of Nebraska at Kearney, University of Nebraska-Lincoln, University of Nebraska at Omaha, and the three institutions in the Nebraska State College System—was 77.2% in fall 2022, compared to an 81.1% retention rate for the nation.
- Nebraska's fall 2022 full-time retention rate for public four-year institutions was the 35th highest in the nation.
- As shown in Figure 2.1.4, the overall part-time retention rate for Nebraska's public four-year institutions was 34.6% in fall 2022, compared to the national average of 52.5%.
- Nebraska's fall 2022 part-time retention rate for public four-year institutions was the 43rd highest in the nation.

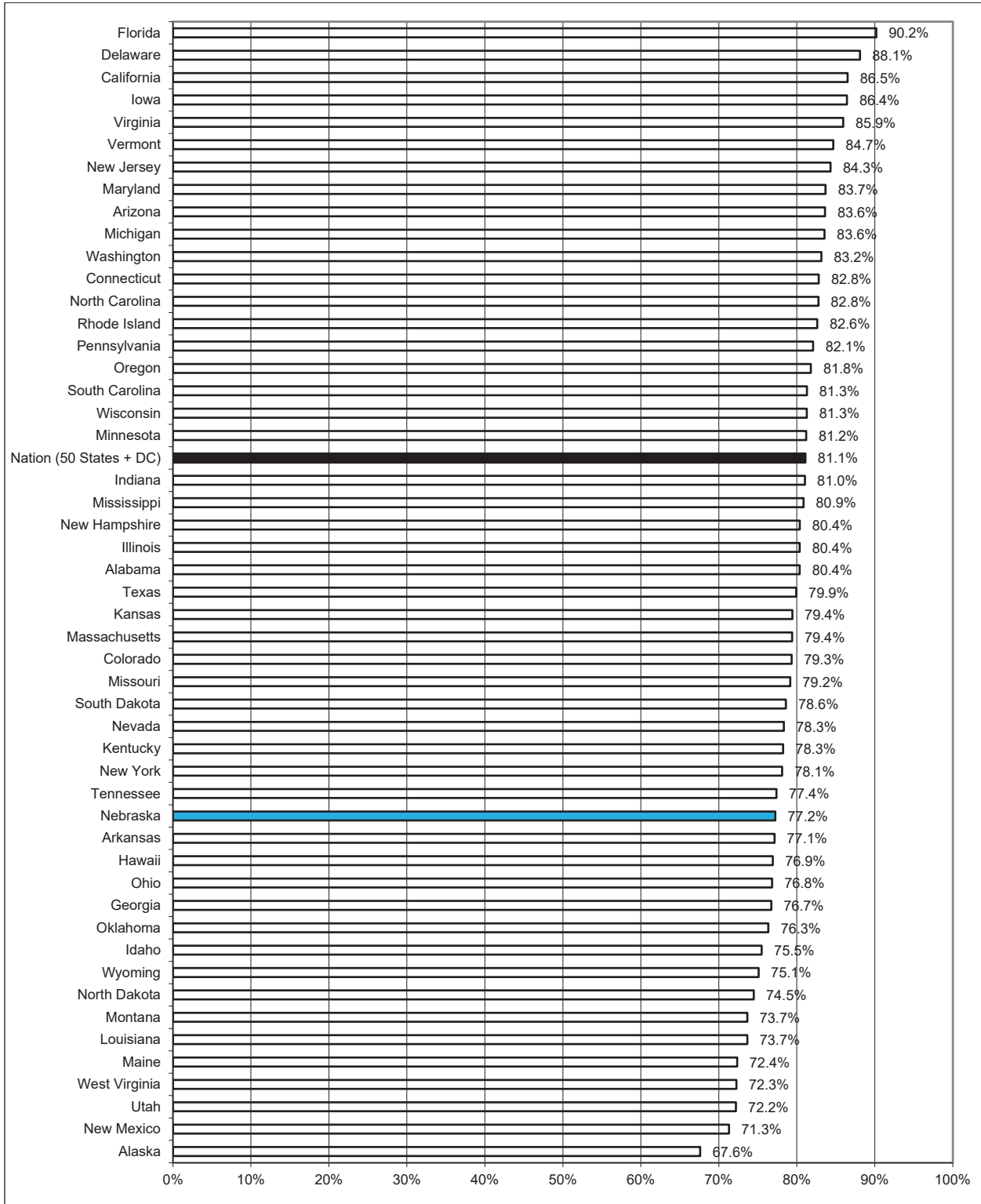
Retention Rates for Public Two-Year Institutions

Figure 2.1.5 and Figure 2.1.6 compare the overall full-time and part-time freshmen retention rates for Nebraska's public two-year institutions—Nebraska College of Technical Agriculture and Nebraska's six community colleges—to the state and national rates for all two-year public colleges.

- As shown in Figure 2.1.5, the overall full-time retention rate for Nebraska's public two-year institutions was 66.2% in fall 2022, compared to a 62.7% retention rate for the nation.
- Nebraska's fall 2022 full-time retention rate for the community colleges was the 7th highest in the nation.
- As shown in Figure 2.1.6, the overall part-time retention rate for Nebraska's public two-year institutions was 43.1% in fall 2022, compared to the national average of 43.2%.
- Nebraska's fall 2022 part-time retention rate for the community colleges was the 20th highest in the nation.

Figure 2.1.3

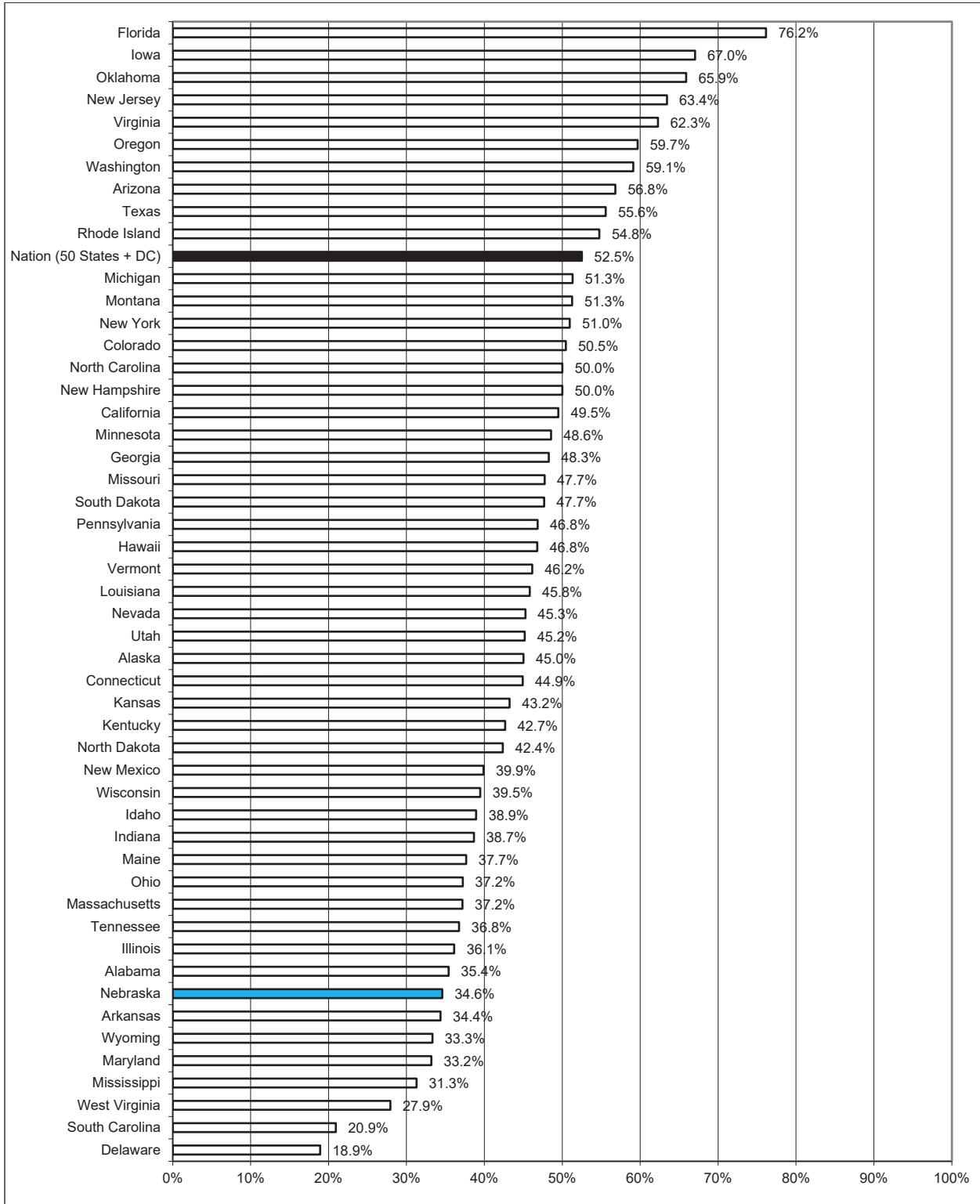
2022 Full-Time Freshmen Retention Rates for Four-Year Public Institutions by State



Note. Data includes only Title IV participating, degree-granting institutions. Data source: National Center for Education Statistics, IPEDS fall 2022 survey.

Figure 2.1.4

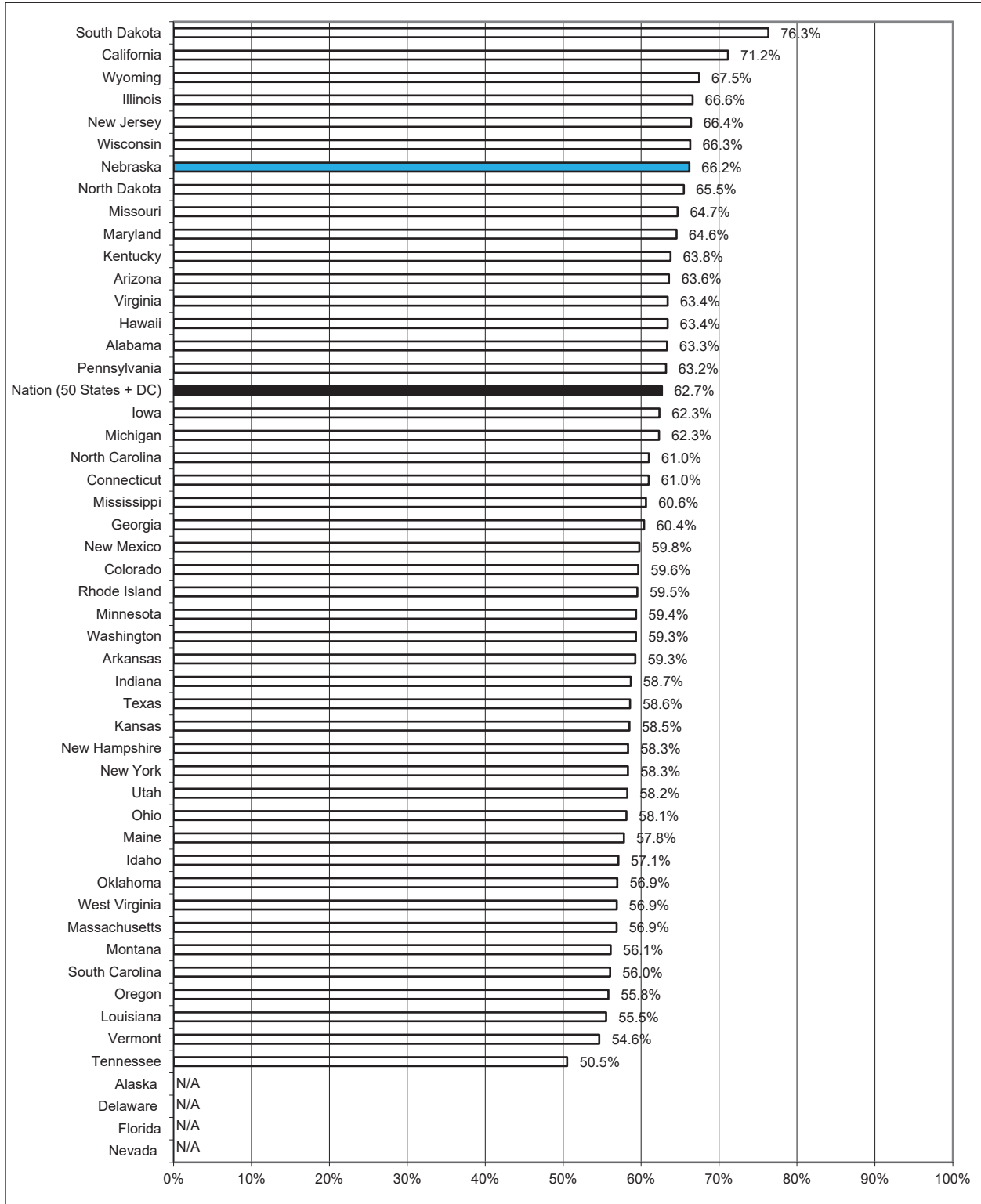
2022 Part-Time Freshmen Retention Rates for Four-Year Public Institutions by State



Note. Data includes only Title IV participating, degree-granting institutions. Data source: National Center for Education Statistics, IPEDS fall 2022 survey.

Figure 2.1.5

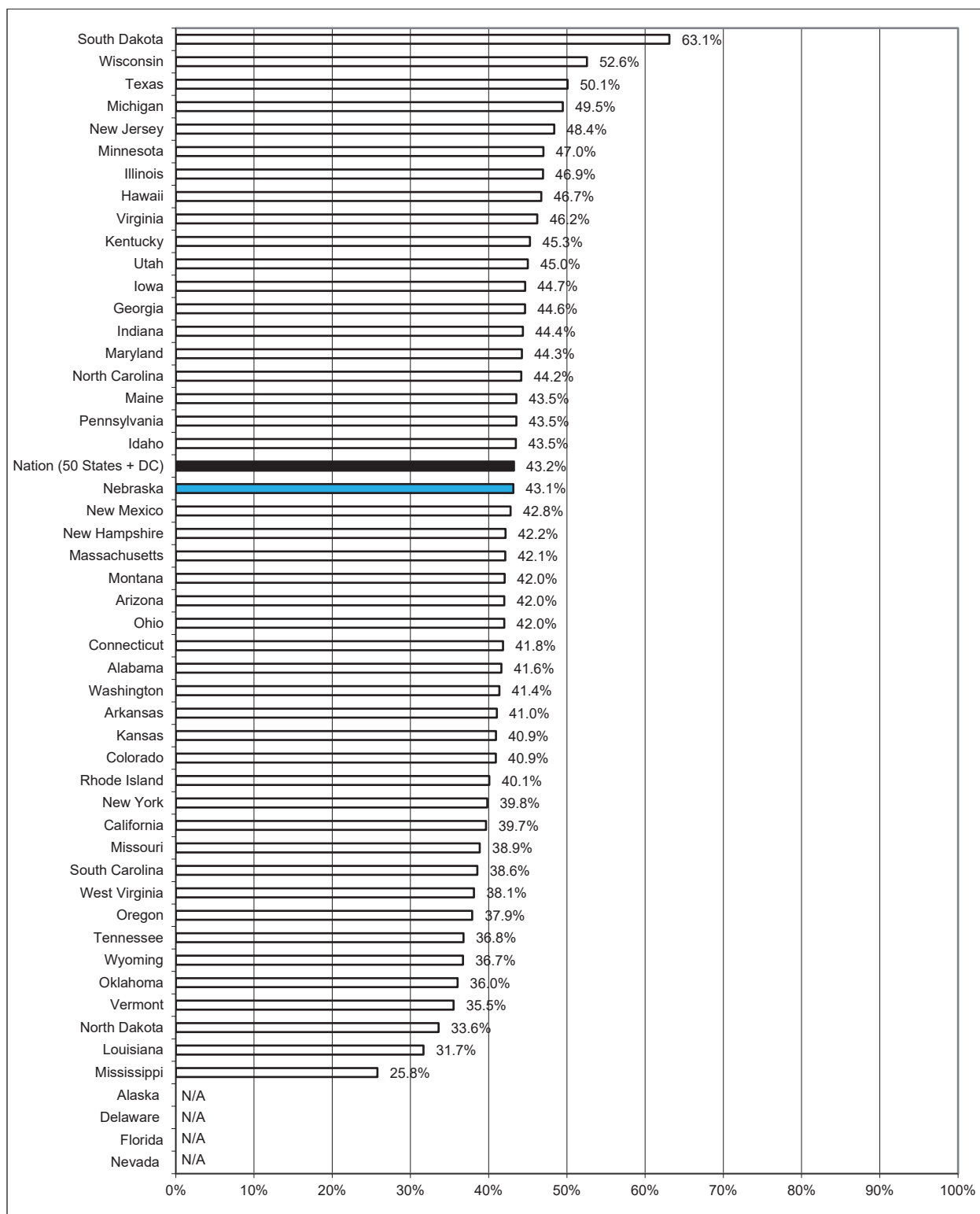
2022 Full-Time Freshmen Retention Rates for Two-Year Public Institutions by State



Note. Data includes only Title IV participating, degree-granting institutions. Data source: National Center for Education Statistics, IPEDS fall 2022 survey.

Figure 2.1.6

2022 Part-Time Freshmen Retention Rates for Two-Year Public Institutions by State



Note. Data includes only Title IV participating, degree-granting institutions. Data source: National Center for Education Statistics, IPEDS fall 2022 survey.