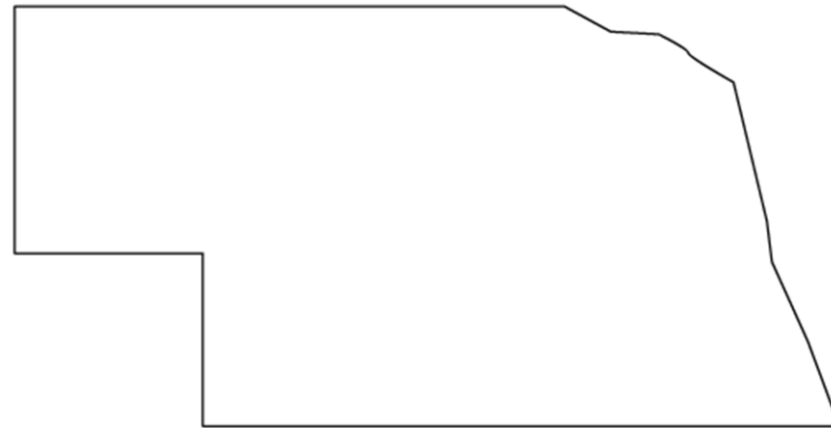


**December  
2017**

A Report by the  
Coordinating Commission  
for Postsecondary  
Education



***Delivering Courses Beyond  
Campus Walls  
with a Focus on High Schools***

**Off-campus and Distance Education  
at Nebraska Public Institutions  
2015-2016**

**Delivering Courses Beyond Campus Walls  
Off-campus and Distance Education at Nebraska Public Institutions  
2015-2016**

<b>I. Summary</b>	Pg. 2
<b>II. Delivery Methods</b>	
A. Summary of Delivery Methods and Number of Courses, 2013-2016 (Table I)	Pg. 7
B. Change in Number of Courses Offered by Delivery Method, 1997 to 2016 (Graph I)	Pg. 8
<b>III. Enrollment</b>	
A. Change in Distance Education Enrollments, 1998 to 2016 (Graph II)	Pg. 9
B. Estimate of the Number of Students Served by Distance Learning 2015-2016 (Table II)	Pg. 10
C. Number of Awards Available at Distance 2014 - 2016 (Table III)	Pg. 11
<b>IV. Distance Delivery to High Schools</b>	
A. How are High School Students Served?	Pg. 12
B. Focus on High Schools	Pg. 13
C. Summary of Courses Offered to High School Students by Institutions (Table IV)	Pg. 16
D. Courses Offered to High School Students by Institution (Graph III)	Pg. 17
E. High School Students Participating in College Courses (Graph IV)	Pg. 18
F. Courses Offered to High School Students by Community College Delivery Methods (Figure I)	Pg. 19
G. Courses Offered to High School Students by State College Delivery Methods (Figure II)	Pg. 20
H. Courses Offered to High School Students by University of Nebraska Delivery Methods (Figure III)	Pg. 21
I. Courses Offered to High School Students by Discipline and Sector (Table V)	Pg. 22
J. Courses Offered to High School Students by University of Nebraska by Discipline (Table VI)	Pg. 23
K. Courses Offered to High School Students by State Colleges by Discipline (Table VII)	Pg. 24
L. Courses Offered to High School Students by Community Colleges by Discipline (Table VIII)	Pg. 25
M. Locations of Traditional and Synchronous Courses Delivered to High School Students (Figure IV)	Pg. 26
N. High School Course Locations by Institution	Pg. 27

NOTE: All data were self-reported by the institutions.  
Anomalies were investigated as time allowed.

# **Delivering Courses Beyond Campus Walls**

## **Highlights of the Report**

### **2015-2016**

#### ***What is distance delivery?***

- Traditional delivery—instructor and students are in the same time and place away from the campus; for example, a face-to-face class in a different town or a location in the community other than the campus.
- Synchronous delivery—instructor and students are in the same time, but not the same place; for example, two-way interactive video, where the instructor is in one location, often on the campus with students in a classroom, and delivers the course at the same time by video to other students at a “receiving” site or sites.
- Asynchronous delivery—instructor and students are in a different time and place; for example, an online course where students work on their own and there is no specified time for the class as a whole to have contact with the instructor.

#### ***Which Nebraska public institutions offer courses at distance?***

- All six community colleges, the three state colleges, and the University of Nebraska campuses offer courses at distance (Table I). Institutions were instructed to report all courses offered at a location other than a main campus or a branch campus.
- Overall, the number of courses offered at distance increased by 10.8% from 2013-14 to 2015-16. In the most recent year (2014-15 to 2015-16) the university and community colleges increased the number of courses offered, although four individual institutions reported a decline.
  - Between 2013-14 and 2014-15, the university increased their offerings by 4% with all but UNL increasing the number of courses.
  - The state college offerings declined by 7% overall, with a decline at CSC, a slight increase at PSC, and no change at WSC.

- The number of distance courses at the community colleges increased by 10.9%, a substantial increase over the 3.2% in the previous year. Two of the six colleges (MPCC and WNCC) experienced decreases.
  - As in the previous year, the largest increase by far was at CCC (57.7%), with a 75.9% increase in asynchronous courses, while the largest decline was 42.7% at WNCC.
  - The number of courses offered by traditional delivery at MCC appears considerably higher than the other five colleges because the college has three education centers that are not considered branch campuses but enroll large numbers of students (Sarpy, Applied Technology-Irvington, and Fremont with adjacent Washington County Technology).

### ***What is the most popular method of delivery?***

- When the Commission first collected this information in the early 1990s, one of the primary goals was to determine if students not living in a “college town” had access to higher education courses. At that time traditional delivery was the primary method of reaching students who could not be present on campus. Synchronous delivery consisted of a few two-way interactive video courses and asynchronous delivery was mainly pre-recorded audio and video courses.
- Today asynchronous delivery is by far the most popular delivery mechanism in all three sectors, while synchronous is the least-used (Table I).
- The popularity of asynchronous courses is illustrated in Graph I. Asynchronous delivery surpassed synchronous delivery in 2000-01 and traditional delivery in 2004-05. The apparent minimal decline between 2010-11 and 2011-12 may be due to a possible anomalous report from CCC in 2010-11. Had their 2010-11 figure been closer to previous years, the total for 2010-11 would have been smaller and there would have been a slight increase in 2011-12.
- The number of traditional delivery courses declined steadily from 2005-06 to 2009-10, but increased in 2010-11. There were fluctuations over the next five years, ending with 2015-16 recording the third largest number of courses since counting was begun.
- The community colleges are by far the largest users of synchronous delivery. While synchronous delivery is the

least used overall, the large number at the community colleges is due, in part, to dual enrollment courses offered to high school students at their high school building. The ability of colleges to offer synchronous courses to K-12 schools was enhanced by the passage of LB1208 in 2006. The bill provided for improvement in connectivity state-wide and offered incentives for K-12 schools to participate in distance delivery.

### ***What courses are offered at distance?***

- Almost every type of course is offered at distance, including courses requiring hands-on activities such as biology, nursing, and mechanics. (Also see the section on degrees and awards available at distance on page 5 and the section on offerings for high school students on page 12.)
- At the community colleges, the largest single category of courses is “liberal arts and sciences,” including those for academic transfer programs that are reported together in a single category.
- At the four year institutions, large numbers of courses were offered in the social sciences, business, education, health professions, and computer and information sciences.

### ***How many students are served at distance?***

- In 1998-99, the first year the Commission collected enrollment data, there were 7,512 students (duplicated headcount<sup>1</sup>) enrolled in courses offered either synchronously or asynchronously. Over three times that many were served at distance by traditional delivery (Graph II).
- By 2005-06 the numbers had shifted dramatically as the delivery methods shifted—a trend that continues in 2015-16. The number of students enrolled in asynchronous courses increased from just over 4,400 in 1998 to 166,135 (duplicated headcount) in 2015-16.
- The total number of students served by some form of distance education was 212,699 (duplicated headcount) in 2015-16 (Table II). This figure is a slight increase from 2014-15, reflecting modest increases in synchronous and traditional delivery with larger increases in asynchronous.

---

<sup>1</sup> Duplicated headcount means that a student is counted every time that student takes a course.

- While the number of students increases in all three sectors between 2014-15 and 2015-16, CSC and four of the community colleges reported a drop in the number of students (increases reported at CCC and NECC only).

***Are degrees or other awards available entirely by distance technology?***

- A variety of awards are available at distance, ranging from certificates at the community colleges to educational specialist and master's degrees at the university and state colleges and an EdD at UNL.
- A small number are available utilizing strictly traditional delivery, and a greater number are delivered with a combination of distance and traditional delivery. By far, the largest number are delivered entirely by some type of distance delivery technology.
- In 2008-09 the number of awards available using technology approached 100. In 2013-14 there were 185 available (Table III), a drop from the previous year. The number rebounded to 218 in 2014-15 and 272 in 2015-16. The decline in 2013-14 was due in part to two institutions who reported in 2012-13 but not in 2013-14. Only CSC failed to report in 2014-15 and 2015-16.
- The awards are made in numerous disciplines. The following highlights apply only to awards available entirely at distance in 2015-16.
  - The majority of the awards reported at UNL and UNK are master's degrees and above, and although the disciplines vary, many are in education. UNL also offers master's degrees in engineering, applied science, journalism, agronomy, interior design, and business. UNO's degrees consist of the BGS and other bachelor's degrees in sociology, library science, and management information systems. Master's degrees are available in a variety of fields including criminal justice, special education, and public administration. Various certificates and endorsements are offered on all three campuses.
  - UNMC offered bachelor's degrees in nursing, radiation science technology, and clinical laboratory science. At the graduate level they offered master's degrees in clinical perfusion, physician assistant, public health, and emergency preparedness.

- At PSC the majority of degrees were in business and criminal justice at the bachelor's level. Both PSC and WSC offered master's degrees in education and organizational management. WSC also has an MBA and EdS (CSC did not report this year).
- At the community college level, MPCC reported no awards available entirely at distance. WNCC reported four degrees, a diploma, and two certificates in health information and business. SCC's two degrees were in business, with certificates in business, emergency management, and GIS. The remaining three colleges (CCC, MCC, and NECC) offered their academic transfer program entirely at distance as well as a certificate, diploma, or degree in at least one area of business. Awards in health information technology, information technology, and criminal justice were also common.

### ***Where are the distance courses offered?***

- Most asynchronous courses are available anywhere a student has access to a computer, including his or her home, work place, or on campus. Because students enrolled in asynchronous courses could be anywhere in the world, the Commission does not ask the institutions to report this information.
- Synchronous and traditionally-delivered courses were once offered in the majority of Nebraska counties, but this number has declined as the popularity of asynchronous courses has increased.
- Most synchronous courses require a location capable of receiving a live transmission from the campus. Many high schools and public buildings have this capability. Some institutions utilize this capability to offer college courses to high school students, especially after the passage of LB1208 in 2006 that was the impetus for the creation of a statewide network for distance education. For additional information on offerings to high school students, see page 12.

**TABLE I**  
**Summary of Delivery Methods and Number of Courses**  
**2013-2016**

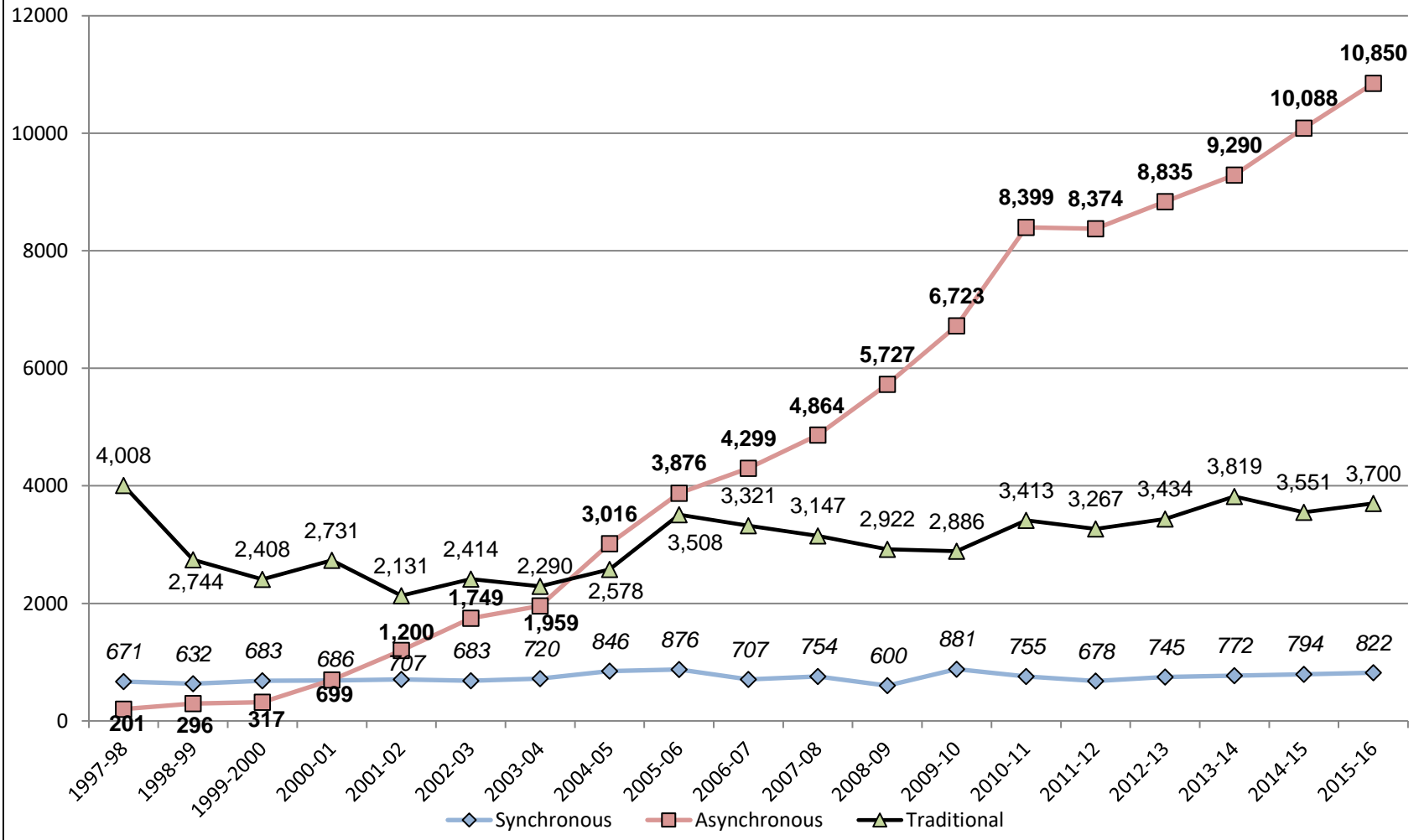
Institution	2013-14				2014-15				2015-16			
	Synch	Asynch	Tradition	Total	Synch	Asynch	Tradition	Total	Synch	Asynch	Tradition	Total
UNK	5	823	4	832	4	907	3	914	7	969	4	980
UNL	0	1,287	5	1,292	0	1,261	34	1,295	0	1,209	72	1,281
UNMC	101	449	0	550	103	458	0	561	108	487	0	595
UNO	0	936	677	1,613	0	1,213	689	1,902	0	1,443	553	1,996
NCTA	0	32	0	32	0	36	0	36	0	38	0	38
University Total	106	3,527	686	4,319	107	3,875	726	4,708	115	4,146	629	4,890
CSC	23	728	48	799	21	706	41	768	22	555	45	622
PSC	0	335	135	470	0	333	144	477	0	355	149	504
WSC	8	360	128	496	10	300	127	437	4	313	120	437
State College Total	31	1,423	311	1,765	31	1,339	312	1,682	26	1,223	314	1,563
CCC	139	578	284	1,001	148	929	225	1,302	147	1,634	272	2,053
MCC	132	1,751	1,335	3,218	115	1,732	1,278	3,125	85	1,724	1,369	3,178
MPCC	176	275	189	640	176	386	75	637	221	310	104	635
NECC	134	366	548	1,048	141	339	590	1,070	176	395	677	1,248
SCC	2	1,286	181	1,469	0	1,353	212	1,565	13	1,350	245	1,608
WNCC	52	84	285	421	76	135	133	344	39	68	90	197
Community College Total	635	4,340	2,822	7,797	656	4,874	2,513	8,043	681	5,481	2,757	8,919
Grand Total	772	9,290	3,819	13,881	794	10,088	3,551	14,433	822	10,850	3,700	15,372

MCC's Traditional total includes courses offered at Sarpy Center, Applied Technology Center, Washington County Center, Fremont Center, Goodwill Industries, Pipal Park Community Center, First Data Resources, Cummins Central Power, Omaha Corrections Center, Offutt Air Force Base, Omaha Playhouse, YMCA Downtown, and Nebraska Correctional Youth Facility.



**GRAPH I**

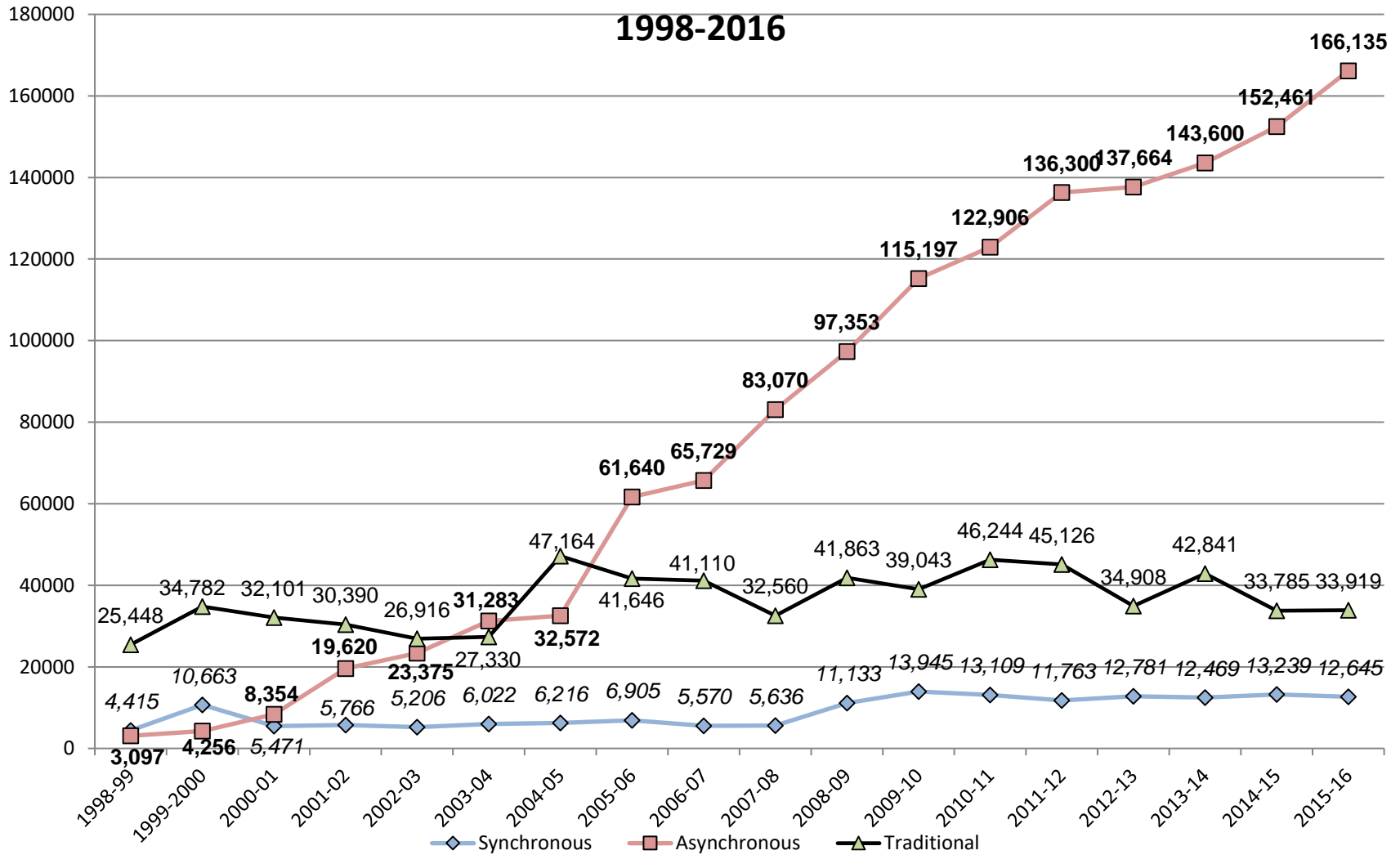
**Distance Education Courses Offered by Nebraska Public Institutions  
1997-2016**



GRAPH II

Distance Education Enrollments at Nebraska Public Institutions  
(duplicated headcount)

1998-2016



**TABLE II**  
**Estimate of the Number of Students Served by Nebraska Public Institutions by Distance Learning**  
**(duplicated headcount)**  
**2015-2016**

Institution/Sector	Synchronous		Asynchronous	Sub-Total	Traditional	Grand Total
	Sending	Receiving				
UNK	76	8	15,045	15,129	9	15,138
UNL	0	0	25,625	25,625	796	26,421
UNMC	1,713	1,645	2,315	5,673	0	5,673
UNO	0	0	29,806	29,806	5,238	35,044
NCTA	0	0	768	768	0	768
University Total	1,789	1,653	73,559	77,001	6,043	83,044
CSC	168	236	10,089	10,493	178	10,671
PSC	0	0	7,731	7,731	1,805	9,536
WSC	66	26	4,474	4,566	1,390	5,956
State College Total	234	262	22,294	22,790	3,373	26,163
CCC	912	1,935	16,407	19,254	2,746	22,000
MCC	1,028	98	26,523	27,649	12,461	40,110
MPCC	980	907	3,691	5,578	727	6,305
NECC	1,301	810	5,639	7,750	5,342	13,092
SCC	0	160	17,135	17,295	2,226	19,521
WNCC	347	229	887	1,463	1,001	2,464
Community College Total	4,568	4,139	70,282	78,989	24,503	103,492
Grand Totals	6,591	6,054	166,135	178,780	33,919	212,699

\*The location from which instruction originated (i.e., the location of the teacher) is called the sending site.  
Receiving sites are the remote locations where students are participating in class by two-way audio-video.

**TABLE III**  
**Awards Available at Distance from Nebraska Public Institutions**  
**2014-2016**

Institution	2014-15			2015-16		
	Synchronous & Asynchronous Delivery	Traditional Delivery	Combination of Synchronous, Asynchronous, & Traditional	Synchronous & Asynchronous Delivery	Traditional Delivery	Combination of Synchronous, Asynchronous, & Traditional
UNK	47	0	1	50	0	3
UNL	65	0	0	66	0	0
UNMC	9	0	1	9	0	1
UNO	31	20	26	33	0	0
NCTA	0	0	0	0	0	0
University Total	152	20	28	158	0	4
CSC	NR	NR	NR	NR	NR	NR
PSC	11	0	0	11	0	0
WSC	4	5	1	4	4	2
State College Total	15	5	1	15	4	2
CCC	8	0	0	29	0	0
MCC	26	0	0	40	0	0
MPCC	0	0	0	0	0	0
NECC	14	11	18	15	11	20
SCC	2	0	10	8	0	10
WNCC	1	0	11	7	2	7
Community College Total	51	11	39	99	13	37
Grand Total	218	36	68	272	17	43

\*NR – Not Reported

### ***How are high school students served?***

- The courses counted in this report are frequently offered for both high school and college credit and are usually called “dual enrollment” courses in Nebraska. Also included in this report are college courses offered in high schools for which students receive only college credit although they are still enrolled in high school. These are sometimes called “concurrent enrollment” courses.
- Students who live near a college campus or who elect to take an online course can also earn college credit. These students are not generally counted separately and are not reflected in the high school data presented here.
- In 2013-14 there were 1,990 college courses offered to 18,225 high school students (duplicated headcount). The number of courses and students increased modestly in 2014-15, then took a big jump in 2015-16 with 2,699 courses offered to 24,164 students (Table IV).
- The community college sector increased both the number of courses offered and the number of students served over the three years reported. Notably, CCC increased the number of students by 82% and MCC increased by 47%. The only decline recorded was in number of courses offered at WNCC, although the number of students increased.
- The state colleges had a slight increase in both the number of courses and the number of students with increases at all three institutions. The university sector had just the opposite: a slight decrease in number of students and a 16% decrease in courses.
- In past years, the largest number of courses and students was reported by UNO (Graph III). Much of UNO’s success can be attributed to a partnership between UNO and the Omaha area high schools by which UNO faculty work with high school faculty so that Advanced Placement courses taught in high schools meet UNO requirements and can be accepted for college credit.
- For the first time, however, in 2015-16 UNO was surpassed by MCC for the largest number of students served (Graph IV). CCC also broke historic patterns, surpassing UNO for first place in number of courses offered (Graph III). This is not unusual since most high schools partner with community colleges for their dual enrollment courses. Graphs III and IV illustrate this pattern but also show large numbers at PSC. This is due to a long-standing and robust High School Early Entry program.

- In the 2002-03 Off-Campus and Distance Education Report, the Commission took an in-depth look at courses offered for high school students. September 2016 was the first time since then that a high school focus had been included. This year's report continues that focus.

## **Focus on High Schools**

### **How are courses and students distributed?**

- In 2015-16 the community college sector offered over 71% of the courses available for high school students while the state colleges offered 8% and the university provided 21% (Table IV). This is a significant change from 2014-15 when the percentages were 59, 8, and 21, respectively.
- The percentage of students served (22% of all students) corresponded to the percentage of courses at the university (21%). This was not true in the other two sectors. The state colleges served 12% of students (with 8% of the courses) while the community colleges served 66% (with 71% of the courses).

### **What method of delivery is favored?**

The method of delivery varies significantly both by sector and by institution.

- While LB 1208 was to have been an incentive for the community colleges to offer synchronous courses, this is not particularly evident in the dual credit offerings (Figure I). With the exception of one course at UNK, the community college sector is the only one reporting synchronous delivery for dual credit. While five institutions utilize it, only 196 courses were offered (10.2% of all dual credit). MCC provides dual credit solely via traditional methods, a situation not unexpected due to its small geographic service area and number of campuses and centers. Asynchronous delivery is used by four institutions for 242 courses.
- The state colleges offer dual credit courses almost entirely by traditional delivery, with the exception of 17 courses offered asynchronously by PSC (Figure II).
- Similarly, UNO offers all of their dual credit courses traditionally, but UNL and NCTA offer their dual credit entirely as asynchronous courses. UNK reported only one dual credit course, offered synchronously (Figure III).

## **In what subject areas are courses offered?**

Table V identifies the disciplines in which the courses were offered.

- Of special note is the tradition of the community colleges to report all of their academic transfer courses under Liberal Arts and Sciences (CIP 24), which therefore represents a wide range of courses. This tradition results in Liberal Arts and Sciences being the discipline with the most offered courses—all at the community colleges.
- However, liberal arts and sciences are also the kinds of courses offered by the four-year institutions. The most offered courses in the state college sector were in math, English language and literature, and social science at the university. It is logical that these courses would be popular for dual credit offerings. They are often courses that would fulfill general education requirements at both two-year and four-year institutions. They would also be courses most likely to be accepted in transfer from one institution to another.
- Beyond the liberal arts and sciences realm, the most frequently offered courses at the community colleges were in health professions, followed by precision production and business.
- The top five fields at the state colleges were all in arts and sciences. The only other courses were in business, information sciences, and education.
- At the university, the top five disciplines were also in arts and sciences, but the institutions also offered a significant number of courses in information sciences and agriculture.

## **Do different institutions offer different types of courses?**

When course offerings are broken down by institution, similar patterns emerge. Some patterns deserve special note.

- At the university, as expected, the agriculture courses were offered primarily by the Nebraska College of Technical Agriculture and UNL. After social science, the most-offered courses were in math, history, and English. (Table VI)
- The state colleges' most-offered courses were in math and English. (Table VII)
- Table VIII lists the courses in the CIP code category reported by the community colleges. MCC and CCC offered the widest variety of courses and NECC and WNCC the least. After arts and sciences, the colleges focused on the technical and career training that is primary in their role and mission. The largest number of courses was in precision production (163) offered at all but NECC and WNCC. That was followed by 123 courses in health professions offered at all but MPCC. Health professions enrolled the most students – 1,032. This may be reflective

of health profession career academies in many of the high schools in the institutions' service areas.

### **How accessible are college courses for high school students?**

- Courses can be accessed from locations across the state. The map on page 26 shows the cities and towns\* reported as locations for traditional courses as well as those delivered synchronously. The institutions do not report locations for students taking courses asynchronously since they can access those courses from any place.
- The state is well-covered, especially when low population areas are taken into consideration. Table IX lists the locations reported by the institutions. There may more than one course in any given location. Northeast Community College offered courses in 49 different locations in its service area, the largest number reported. Mid-Plains had the second largest number with 37.

\*Within the limits of the map. Some locations, either due to small population or proximity to a larger community, are not shown.

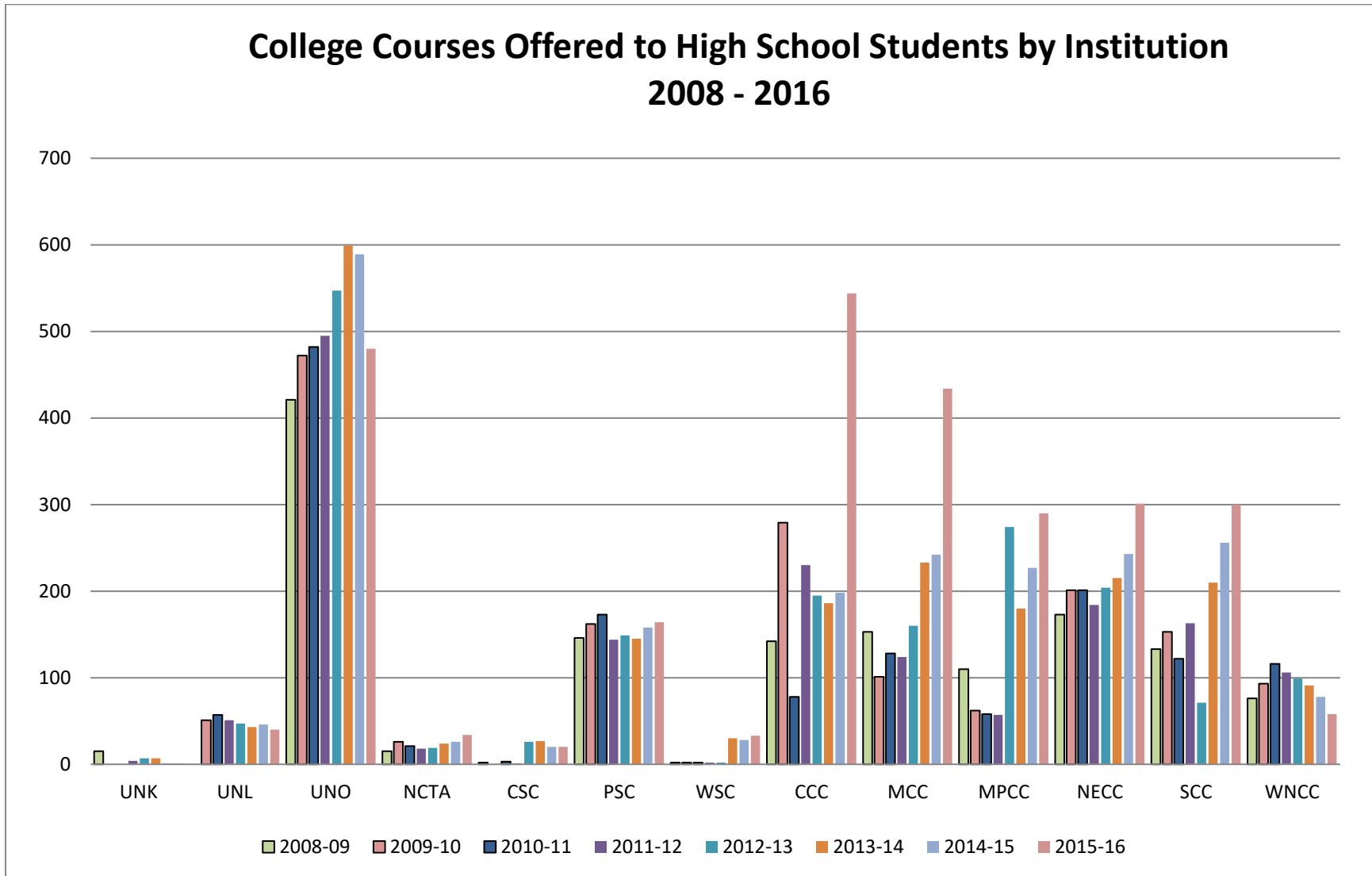


**TABLE IV**  
**Summary of College Courses Offered to High School Students in Nebraska by Public Institution**  
**(duplicated headcount)**  
**2013-2016**

Institution	2013-14		2014-15		2015-16	
	# Courses	# Students	# Courses	# Students	# Courses	# Students
UNK	7	73	1	0	1	5
UNL	43	174	46	197	40	158
UNMC	0	0	0	0	0	0
UNO	599	4,403	589	4,898	480	4,535
NCTA	24	139	26	225	34	589
University Total	673	4,789	662	5,320	555	5,287
CSC	27	325	20	168	20	210
PSC	145	1,959	158	2,065	164	2,227
WSC	30	294	28	305	33	391
State College Total	202	2,578	206	2,538	217	2,828
CCC	186	2,409	198	2,193	544	3,994
MCC	233	3,422	242	3,266	434	4,812
MPCC	180	970	227	1,283	290	1,837
NECC	215	1,586	243	1,742	301	1,847
SCC	210	1,920	256	2,486	300	2,839
WNCC	91	551	78	668	58	720
Community College Total	1,115	10,858	1,244	11,638	1,927	16,049
Grand Total	1,990	18,225	2,112	19,496	2,699	24,164

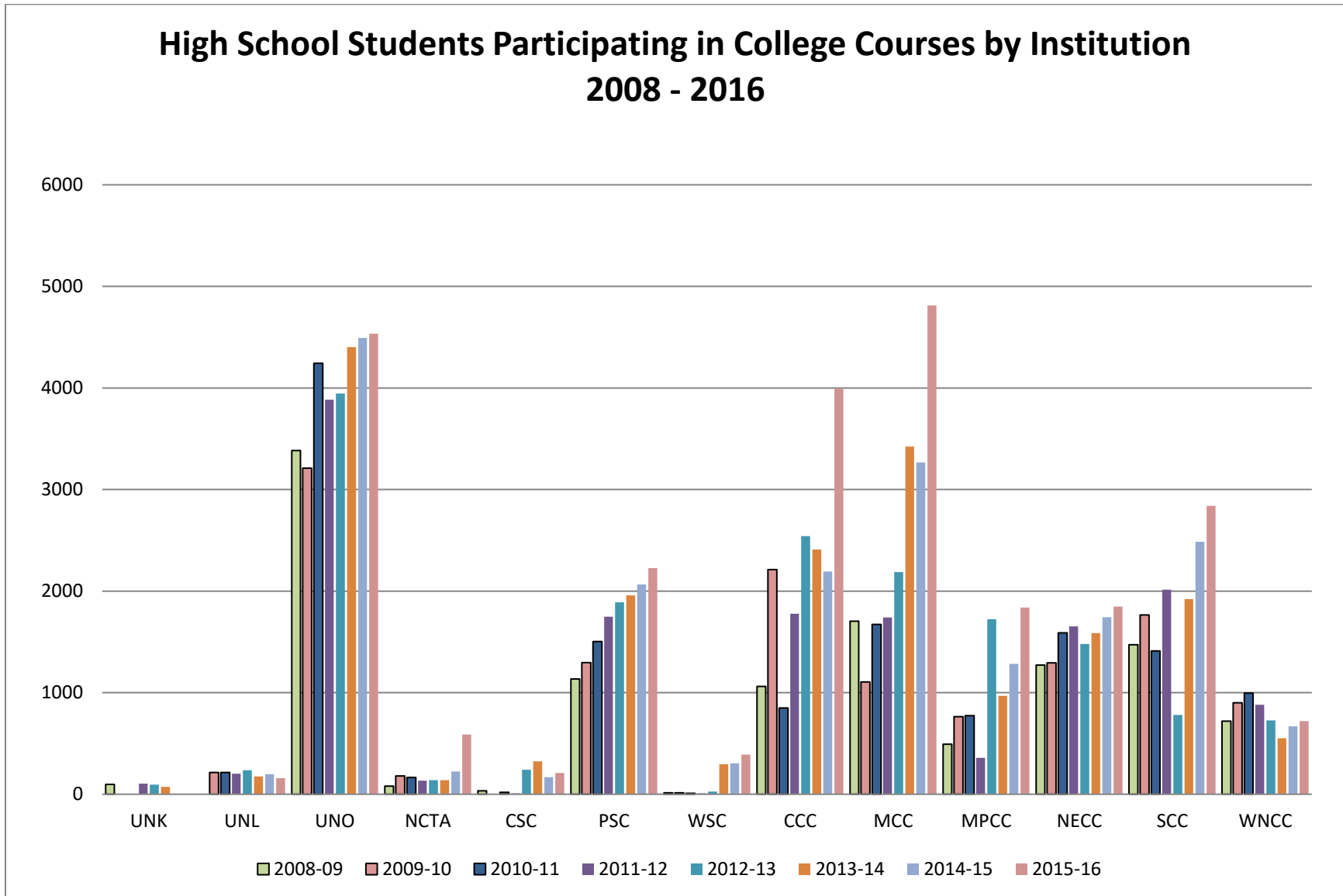
GRAPH III

### College Courses Offered to High School Students by Institution 2008 - 2016

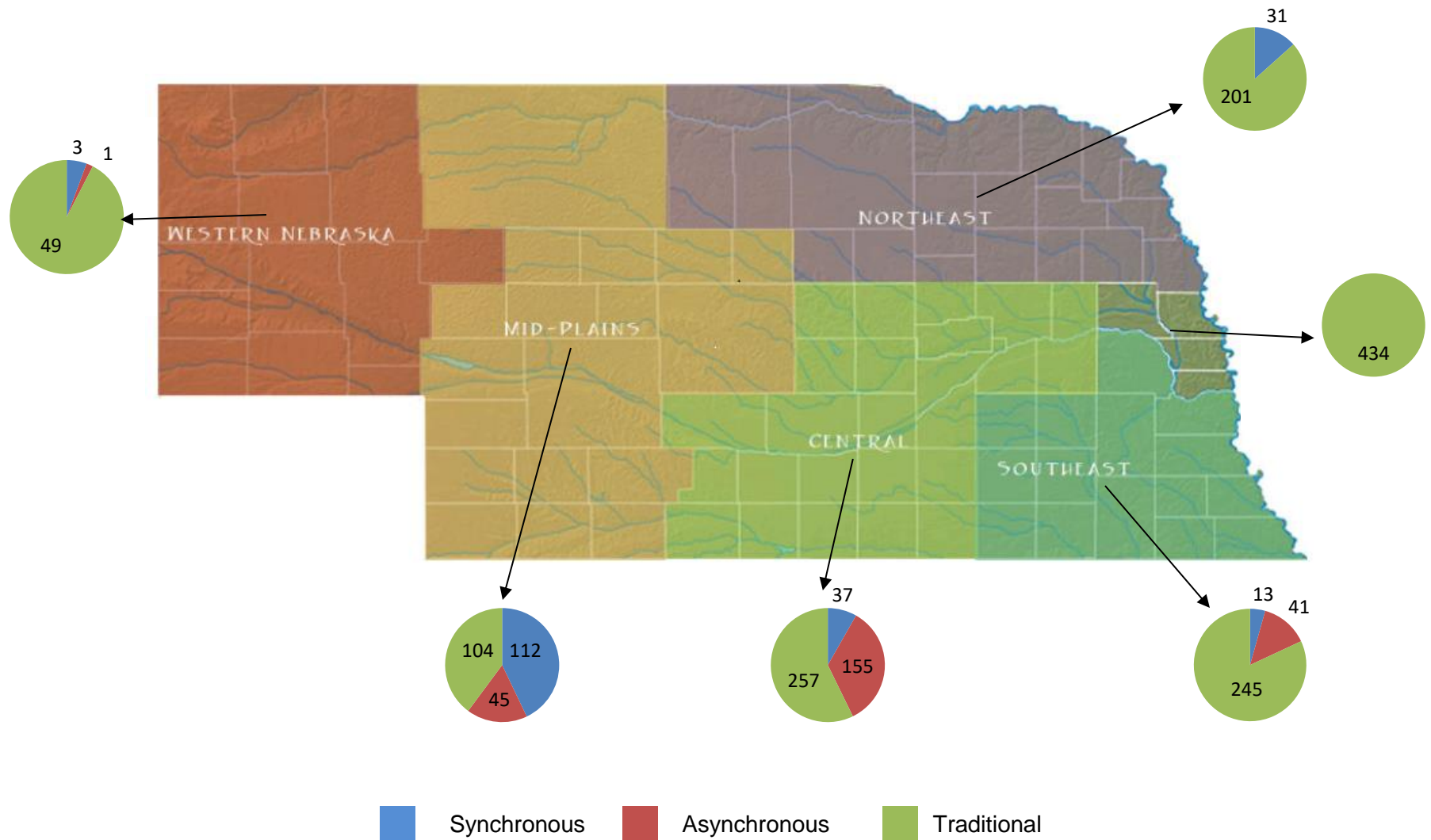


GRAPH IV

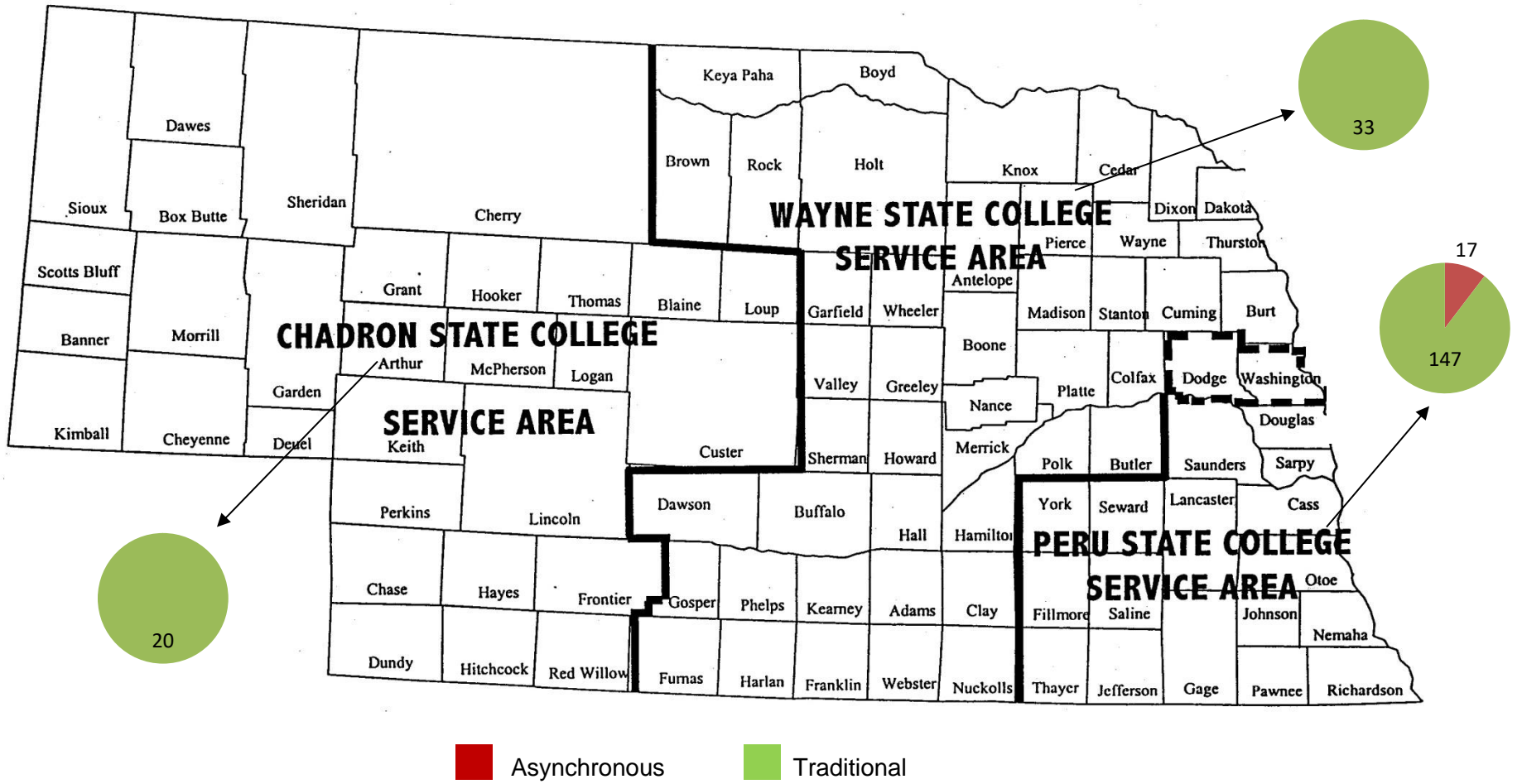
### High School Students Participating in College Courses by Institution 2008 - 2016



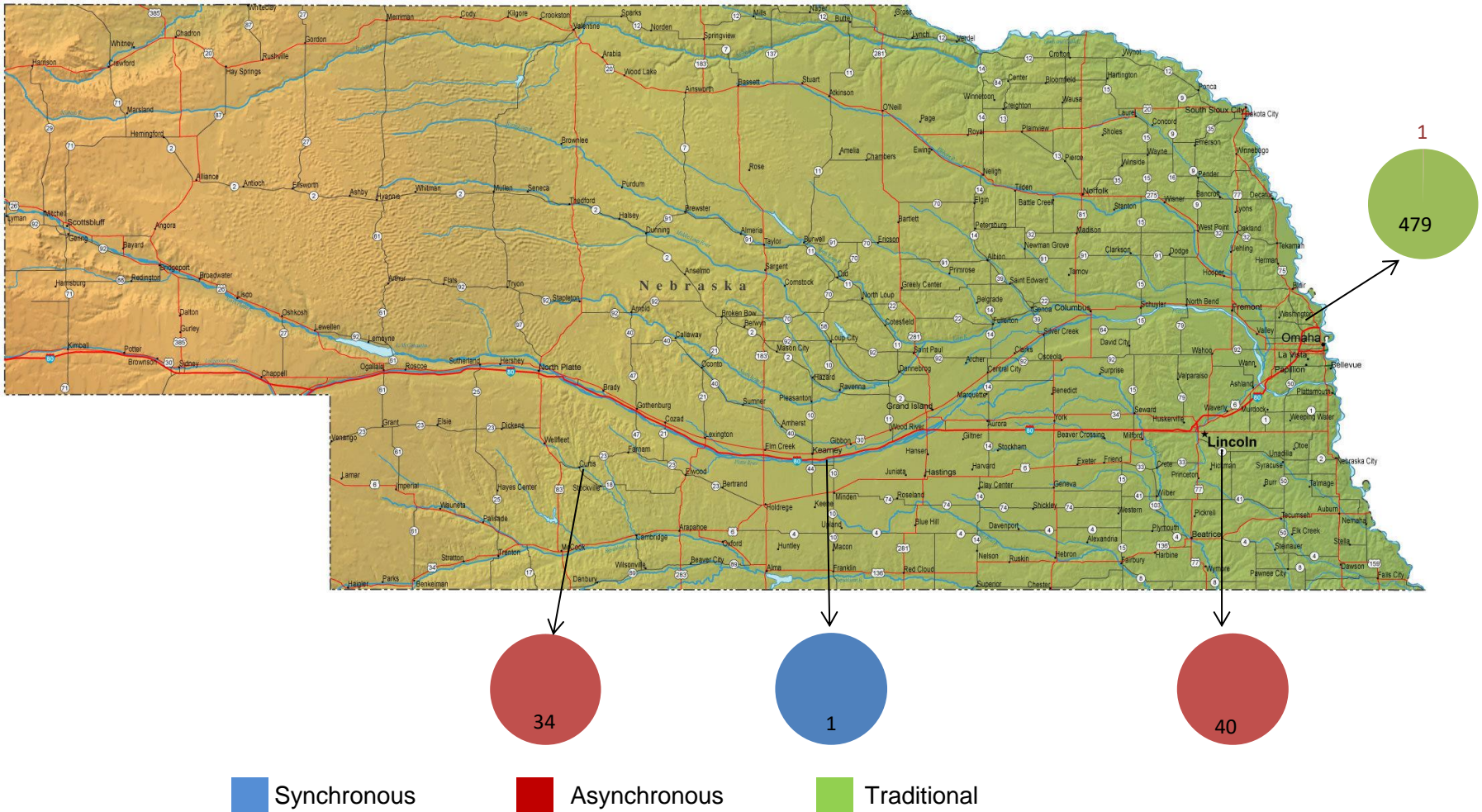
**FIGURE I**  
**Courses Offered to High School Students by Delivery Methods of Community Colleges**  
**2015-16**



**FIGURE II**  
**Courses Offered to High School Students by Delivery Methods of**  
**State Colleges**  
**2015-16**



**FIGURE III**  
**Courses Offered to High School Students by Delivery Methods of**  
**University of Nebraska**  
**2015-16**



**TABLE V**  
**High School Course Offerings by Discipline (CIP Code) and Sector 2015-16**

CIP Code		University of NE		State Colleges		Community Colleges		Total Courses	Total Students
		# Courses	# Students	# Courses	# Students	# Courses	# Students		
1	Agriculture	40	606			20	143	60	749
3	Natural Resources							0	0
5	Ethnic/Cultural Studies	1	1					1	1
9	Communication			1	10			1	10
10	Communications Technology					1	3	1	3
11	Information Sciences	45	357	1	3	47	385	93	745
12	Culinary					7	86	7	86
13	Education	14	83	5	26			19	109
15	Engineering Technology					49	329	49	329
16	Foreign Language	39	189	4	40			43	229
19	Family/Consumer Science	7	22			21	337	28	359
22	Legal Professions & Studies					1	1	1	1
23	English Language/Lit	53	683	55	874			108	1,557
24	Liberal Arts & Sciences					1,317	11,587	1,317	11,587
26	Biology	45	386	12	144			57	530
27	Math	62	421	60	510			122	931
30	Multi Interdisciplinary Studies	2	1					2	1
31	Parks/Leisure Studies	10	31					10	31
32	Basic Skills (non-credit)					16	68	16	68
38	Philosophy/Religion	7	54					7	54
40	Physical Science	38	325	10	133			48	458
42	Psychology	26	326	19	390			45	716
43	Security/Protective Svcs	1	0			4	22	5	22
45	Social Science	78	866	21	348			99	1,214
46	Construction					13	101	13	101
47	Mechanic & Repair					49	553	49	553
48	Precision Production					163	702	163	702
49	Transportation	4	18					4	18
50	Arts	16	47	2	25	10	68	28	140
51	Health Professions					123	1,032	123	1,032
52	Business	14	133	13	119	85	632	112	884
54	History	53	738	14	206			67	944

Shaded areas indicate largest number of courses and enrollment

**TABLE VI**  
**High School Course Offerings by Discipline (CIP Code)**  
**and Institution within the University of Nebraska**  
**2015-16**

University of Nebraska								
CIP Code	UNK		UNL		UNO		NCTA	
	Courses	Students	Courses	Students	Courses	Students	Courses	Students
1 - Agriculture			6	17			34	589
5 - Ethnic/Cultural Studies			1	1				
11 - Information Sciences			2	18	43	339		
13 - Education					14	83		
16 - Foreign Language					39	189		
19 - Family/Consumer Science			7	22				
23 - English Language/Lit					53	683		
26 - Biology			2	5	43	381		
27 - Math	1	5			61	416		
30 – Multi Interdisciplinary Studies			1	1	1	0		
31 - Parks/Leisure Studies					10	31		
38 - Philosophy/Religion					7	54		
40 - Physical Science			1	1	37	324		
42 - Psychology			2	34	24	292		
43 – Security/Protective Services					1	0		
45 - Social Science			12	37	66	829		
49 - Transportation					4	18		
50 - Arts			2	2	14	45		
52 - Business			1	1	13	132		
54 - History			3	19	50	719		



**TABLE VII**  
**High School Course Offerings by Discipline (CIP Code)**  
**and Institution within the State College Sector**  
**2015-16**

<b>Nebraska State Colleges</b>						
<b>CIP Code</b>	<b>CSC</b>		<b>PSC</b>		<b>WSC</b>	
	<b>Courses</b>	<b>Students</b>	<b>Courses</b>	<b>Students</b>	<b>Courses</b>	<b>Students</b>
9 – Communication					1	10
11 – Information Sciences			1	3		
13 - Education			5	26		
16 - Foreign Language			2	14	2	26
23 - English Language/Lit			47	756	8	118
26 - Biology			12	144		
27 - Math	11	105	42	336	7	69
40 - Physical Science			8	112	2	21
42 - Psychology			17	370	2	20
45 - Social Science			16	293	5	55
50 - Arts					2	25
52 - Business	7	85	5	24	1	10
54 - History	2	20	9	149	3	37

**TABLE VIII**  
**High School Course Offerings by Discipline (CIP Code)**  
**and Institution within the Community College Sector**  
**2015-16**

Nebraska Community Colleges												
CIP Code	CCC		MCC		MPCC		NECC		SCC		WNCC	
	Crs	Stu	Crs	Stu	Crs	Stu	Crs	Stu	Crs	Stu	Crs	Stu
1 - Agriculture	7	25	2	53	3	8	3	19	5	38		
10 – Communications Tech			1	3								
11 - Information Sciences	10	34	27	279	3	8	1	3	5	55	1	6
12 - Culinary			4	28					3	58		
15 - Engineering Technology	26	146	15	122	2	14	3	14	1	11	2	22
19 - Family/Consumer Science	4	4	12	276					5	57		
22 – Legal Prof. & Studies	1	1										
24 - Liberal Arts & Sciences	353	2904	239	2961	246	1623	257	1672	176	1864	46	563
32 - Basic Skills (non-credit)	6	6	5	42	1	7	2	2			2	11
43 - Security/Protective Svc	3	6	1	16								
46 - Construction	10	60		1	1						2	40
47 - Mechanic & Repair	33	359	13	186	2	7			1	1		
48 - Precision Production	48	193	53	177	13	58			49	274		
50 - Arts	2	16	6	45	2	7						
51 - Health Professions	29	219	29	374			27	112	35	286	3	41
52 - Business	12	21	27	250	17	104	8	25	19	195	2	37

**FIGURE IV**  
**Locations of Traditional and Synchronous Courses Delivered to High School Students**  
**2015-16**



**TABLE IX**  
**High School Course Locations by Institution**  
**2015-16**

**Central Community College**

1. Albion/Boone Central Public
2. Aurora Public Schools
3. Blue Hill Public Schools
4. Central City Public Schools
5. Columbus/Lakeview High School
6. Columbus/Scotus High School
7. Columbus Public Schools
8. Cozad High School
9. David City Public Schools
10. Fairfield/Sandy Creek School
11. Fullerton Public Schools
12. Genoa/Twin River High School
13. Grand Island Central Catholic
14. Grand Island Public Schools (2)
15. Hartington Cedar Catholic
16. Hastings/Adams Central School
17. Hastings Public Schools
18. Humphrey/St. Francis Central HS
19. Kearney Public Schools
20. Leigh Public Schools
21. Lexington/Plum Creek Carecenter
22. Lexington Public Schools
23. Nelson High School
24. Ord Community Education Center
25. Ord Public Schools
26. Overton Public Schools
27. Oxford/Southern Valley High School
28. Roseland/Silver Lake High School
29. Schuyler High School

30. Shelby-Rising City High School
31. Superior Public Schools

**Chadron State College**

1. Chadron
2. Gordon/Rushville
3. Hemingford
4. Sandhills (Dunning)
5. Scottsbluff
6. Sidney

**Metropolitan Community College**

1. Applied Technology Center (Omaha)
2. Arlington High School
3. Bellevue East High School
4. Bellevue University
5. Blair High School
6. Creighton University
7. Cummins Central Power (Omaha)
8. Douglas County West HS (Valley)
9. First Data Resources (Omaha)
10. Fort Calhoun High School
11. Fremont Area Center
12. Fremont High School
13. Goodwill Industries (Omaha)
14. Gretna High School
15. Learning Community Center (North Omaha Building)
16. Logan View Jr/Sr High (Hooper)
17. MCC Express (Omaha)

18. Millard Public Schools (3) (Omaha metro area)
19. Munroe-Meyer Institute (Omaha)
20. Nebraska Correctional Youth Facility (Omaha)
21. Offutt Air Force Base (Bellevue)
22. Omaha Corrections Center
23. Omaha Playhouse
24. Omaha Public Schools (8)
25. Papillion-Lavista Public (2)
26. Pipal Park Community Ctr (Omaha)
27. Platteview High School (Springfield)
28. Roncalli Catholic HS (Omaha)
29. Rose Theater (Omaha)
30. Sarpy Center
31. Scribner High School
32. Technical Advancement Center (Omaha)
33. Washington County Center
34. Westside High School (Omaha)
35. YMCA Downtown

**Mid-Plains Community College**

1. Arapahoe
2. Arcadia
3. Arnold
4. Arthur
5. Bartley
6. Benkleman
7. Brady

8. Broken Bow
9. Callaway
10. Cody
11. Dunning
12. Eustis
13. Grant
14. Hershey
15. Hyannis
16. Imperial
17. Julesburg, CO High School
18. Maxwell
19. Maywood
20. McCook
21. Merna
22. Mullen
23. North Platte
24. Ogallala
25. Paxton
26. Red Cloud
27. Sargent
28. Stapleton
29. Sumner
30. Sutherland
31. Thedford
32. Trenton
33. Tryon
34. Valentine
35. Wallace
36. Wauneta
37. Wood River

**NE College of Technical Agriculture**

1. All Asynchronous courses

**Northeast Community College**

1. Ainsworth High School
2. Bancroft Rosalie High School
3. Battle Creek High School
4. Bloomfield Jr Sr High School
5. Burwell Jr Sr High School
6. Chambers High School
7. Creighton Community School
8. Elgin High School
9. Elkhorn Valley High School (Tilden)
10. Emerson Hubbard High School
11. Ewing High School
12. Giltner High School
13. Guardian Angels CC (West Point)
14. Hartington Cedar Catholic High
15. Homer High School
16. Keya Paha County HS (Springview)
17. Laurel Concord Coleridge High School
18. Lexington Public Schools
19. Logan View Jr /Sr High (Hooper)
20. Lutheran High Northeast (Norfolk)
21. Lynch High School
22. Lyons Decatur High School
23. Neligh Oakdale High School
24. Newman Grove High School
25. Niobrara Public School
26. Norfolk Catholic High School
27. Norfolk Public Schools
28. North Bend Central High School
29. Oakland Craig Senior High
30. O'Neill High School
31. Pender High School
32. Pierce Jr Sr High School
33. Plainview High School
34. Pope John XXIII High School (Elgin)

35. Rock County High School (Bassett)
36. Saint Mary's High School (O'Neill)
37. South Sioux City College Center
38. South Sioux City High School
39. Stanton High School
40. Stuart High School
41. Tekamah Herman High School
42. Wakefield High School
43. Wausa High School
44. Wayne High School
45. West Boyd High School (Spencer)
46. West Holt High School (Atkinson)
47. West Point Beemer High School
48. Wisner Pilger High School
49. Wynot High School

**Peru State College**

1. Auburn
2. Beatrice - ESU#5
3. Bennington HS
4. Centennial High School (Utica)
5. Crete High School
6. Diller-Odell High School
7. Elkhorn Public Schools (2)
8. Exeter - Milligan
9. Fairbury High School
10. Falls City
11. Fillmore Central High School (Geneva)
12. Ft. Calhoun
13. Humboldt
14. Johnson-Brock H.S.
15. Nebr City Lourdes Central HS
16. Nebraska City
17. Norris High School (Firth)
18. North Bend

19. Pawnee City
20. Ralston High School
21. Shickley
22. Syracuse High School
23. Tecumseh
24. Tri County Public Schools (Dewitt)
25. York

**Southeast Community College**

1. Ashland-Greenwood
2. Beatrice
3. Bryan Community (Lincoln)
4. Cedar Bluffs
5. Crete
6. Dorchester
7. Elmwood Murdock
8. Fairbury
9. Falls City
10. Fillmore Central (Geneva)
11. Freeman
12. Friend
13. Heartland (Henderson)
14. Johnson-Brock
15. Lincoln Christian
16. Lincoln Public Schools (6)
17. Mead
18. Milford
19. Nebraska City
20. Norris (Firth)
21. Palmyra-Bennett
22. Plattsmouth
23. Raymond Central
24. Schickley
25. Seward
26. Syracuse-Avoca-Dunbar

27. Thayer Central (Hebron)
28. Wahoo
29. Waverly
30. Weeping Water
31. Wilber-Clatonia
32. York
33. Yutan

**University of Nebraska at Kearney**

1. Pleasanton

**University of Nebraska-Lincoln**

1. All Asynchronous Courses

**University of Nebraska at Omaha**

1. Bellevue Public Schools (2)
2. Blair High School
3. Brownell-Talbot HS (Omaha)
4. Concordia High School (Omaha)
5. Crete High School
6. DC West High School (Valley)
7. Elkhorn Public Schools (2)
8. Lincoln East High School
9. McCook High School
10. Millard Public Schools (4) (Omaha metro area)
11. Omaha Archdiocese Schools (5)
12. Omaha Public Schools (7)
13. Papillion-LaVista Public (2)
14. Platteview High School (Springfield)
15. Plattsmouth High School
16. Ralston High School
17. Raymond Central High School
18. Univ of Nebraska High School
19. Westside High School (Omaha)

**Western Nebraska Community College**

1. Alliance HS
2. Bayard
3. Bridgeport
4. Chadron
5. Chappell
6. Crawford
7. Dalton
8. Elba
9. Gering
10. Gordon
11. Harrisburg
12. Mitchell
13. Morrill
14. Oshkosh
15. Potter
16. Scottsbluff

**Wayne State College**

1. Aurora
2. Cross Co. HS (Stromsburg)
3. David City
4. Fullerton
5. Harvard
6. Oakland-Craig High School
7. Osmond
8. Riverside High School (Cedar Rapids)
9. Sandy Creek (Fairfield)
10. Schuyler
11. St. Edward
12. Superior
13. Wayne Public Schools

