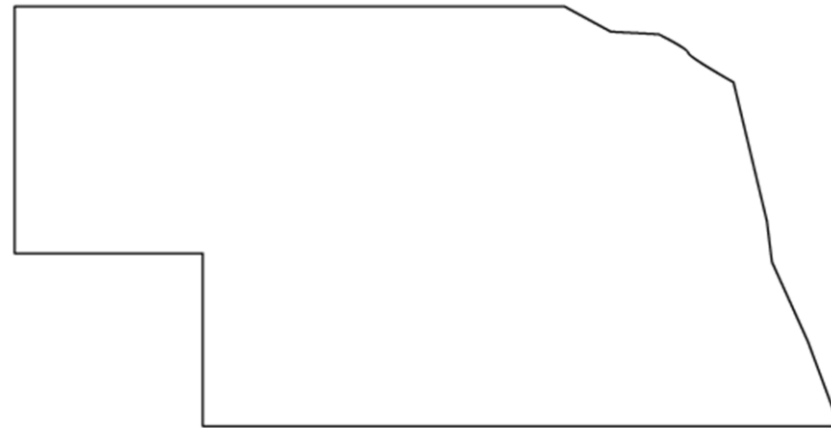


**September  
2016**

A Report by the  
Coordinating Commission  
for Postsecondary  
Education



***Delivering Courses Beyond  
Campus Walls  
with a Focus on High Schools***

**Off-campus and Distance Education  
at Nebraska Public Institutions  
2014-2015**

# Delivering Courses Beyond Campus Walls

## Off-campus and Distance Education at Nebraska Public Institutions

### 2014-2015

<b>I.</b>	<b>Summary</b>	Pg. 2
<b>II.</b>	<b>Delivery Methods</b>	
	A. Summary of Delivery Methods and Number of Courses, 2012-2015 (Table I)	Pg. 7
	B. Change in Number of Courses Offered by Delivery Method, 1997-98 to 2014-15 (Graph I)	Pg. 8
<b>III.</b>	<b>Enrollment</b>	
	A. Change in Distance Education Enrollments, 1998-99 to 2014-15 (Graph II)	Pg. 9
	B. Estimate of the Number of Students Served by Distance Learning 2014-2015 (Table II)	Pg. 10
	C. Number of Awards Available at Distance 2013-14 & 2014-15 (Table III)	Pg. 11
<b>IV.</b>	<b>Distance Delivery to High Schools</b>	
	A. How are High School Students Served?	Pg. 12
	B. Focus on High Schools	Pg. 13
	C. Summary of Courses Offered to High School Students by Institutions (Table IV)	Pg. 16
	D. Courses Offered to High School Students by Institution (Graph III)	Pg. 17
	E. High School Students Participating in College Courses (Graph IV)	Pg. 18
	F. Courses Offered to High School Students by Community College Delivery Methods (Figure I)	Pg. 19
	G. Courses Offered to High School Students by State College Delivery Methods (Figure II)	Pg. 20
	H. Courses Offered to High School Students by University of Nebraska Delivery Methods (Figure III)	Pg. 21
	I. Courses Offered to High School Students by Discipline and Sector (Table V)	Pg. 22
	J. Courses Offered to High School Students by University of Nebraska by Discipline (Table VI)	Pg. 23
	K. Courses Offered to High School Students by State Colleges by Discipline (Table VII)	Pg. 24
	L. Courses Offered to High School Students by Community Colleges by Discipline (Table VIII)	Pg. 25
	M. Locations of Traditional and Synchronous Courses Delivered to High School Students (Figure IV)	Pg. 26
	N. High School Course Locations by Institution	Pg. 27

NOTE: All data were self-reported by the institutions.  
Anomalies were investigated as time allowed.

# Delivering Courses Beyond Campus Walls

## Highlights of the Report

### 2014-2015

#### ***What is distance delivery?***

- Traditional delivery—instructor and students are in the same time and place away from the campus; for example, a face-to-face class in a different town or a location in the community other than the campus.
- Synchronous delivery—instructor and students are in the same time, but not the same place; for example, two-way interactive video, where the instructor is in one location, often on the campus with students in a classroom, and delivers the course at the same time by video to other students at a “receiving” site or sites.
- Asynchronous delivery—instructor and students are in a different time and place; for example, an online course where students work on their own and there is no specified time for the class as a whole to have contact with the instructor.

#### ***Which Nebraska public institutions offer courses at distance?***

- All six community colleges, the three state colleges, and the University of Nebraska campuses offer courses at distance (Table I). Institutions were instructed to report all courses offered at a location other than a main campus or a branch campus.
- Overall, the number of courses offered at distance increased by 10.9% from 2012-13 to 2014-15. All sectors also increased the number of courses offered from 2013-14 to 2014-15, although five individual institutions reported a decline.
  - Between 2013-14 and 2014-15, the university increased their offerings by 9% with each institution increasing the number of courses. Most notable was UNO with an increase of almost 300 courses.
  - The state college offerings declined by 4.7% overall, with a decline at CSC and WSC and a slight increase at PSC.

- The number of distance courses at the community colleges increased by 3.2%, a reversal of the 2.3% decrease the previous year. Three of the six colleges (CCC, NECC, and SCC) experienced increases.
  - The largest increase by far was at CCC (30.1%), with a 60.7% increase in asynchronous courses.
  - The largest decline was 18.3% at WNCC.
  - The number of courses offered by traditional delivery at MCC appears considerably higher than the other five colleges because the college has three education centers that are not considered branch campuses but enroll large numbers of students (Sarpy, Applied Technology-Irvington, and Fremont with adjacent Washington County Technology).

### ***What is the most popular method of delivery?***

- When the Commission first collected this information in the early 1990s, traditional delivery was the primary method of reaching students who could not be present on campus. Synchronous delivery consisted of a few two-way interactive video courses and asynchronous delivery was mainly pre-recorded audio and video courses.
- Today asynchronous delivery is the most popular delivery mechanism in all three sectors, while synchronous is the least-used.
- The popularity of asynchronous courses is illustrated in Graph I. Asynchronous delivery surpassed synchronous delivery in 2000-01 and traditional delivery in 2004-05. The apparent minimal decline between 2010-11 and 2011-12 may be due to a possible anomalous report from CCC in 2010-11. Had their 2010-11 figure been closer to previous years, the total for 2010-11 would have been smaller and there would have been a slight increase in 2011-12.
- The number of traditional delivery courses declined steadily from 2005-06 to 2009-10, but increased in 2010-11. It then dropped slightly, rose and dropped again in 2014-15. Like the asynchronous courses at CCC, the “bump” in 2010-11 may be attributable to an anomalous report that year by NECC.
- The community colleges are by far the largest users of synchronous delivery. While synchronous delivery is the least used overall, the large number at the community colleges is due, in part, to dual enrollment courses offered to

high school students at their high school building. The ability of colleges to offer synchronous courses to K-12 schools was enhanced by the passage of LB1208 in 2006. The bill provided for improvement in connectivity state-wide and offered incentives for K-12 schools to participate in distance delivery.

### ***What courses are offered at distance?***

- Almost every type of course is offered at distance, including courses requiring hands-on activities such as biology, nursing, and mechanics. (Also see the section on degrees and awards available at distance on page 5 and the section on offerings for high school students on page 12.)
- At the community colleges, the largest single category of courses is “liberal arts and sciences,” including those for academic transfer programs that are reported together in a single category.
- At the four year institutions, large numbers of courses were offered in business, education, health professions, and computer and information sciences.

### ***How many students are served at distance?***

- In 1998-99, the first year the Commission collected enrollment data, there were 7,512 students (duplicated headcount<sup>1</sup>) enrolled in courses offered either synchronously or asynchronously. Over three times that many were served at distance by traditional delivery (Graph II).
- By 2005-06 the numbers had shifted dramatically as the delivery methods shifted—a trend that continues in 2014-15. The number of students enrolled in asynchronous courses increased from just over 4,400 in 1998 to 152,461 (duplicated headcount) in 2014-15.
- The total number of students served by some form of distance education was 199,485 (duplicated headcount) in 2014-15 (Table II). This figure is a slight increase from 2013-14 in spite of a decrease of almost 9,000 students in traditional delivery. The decrease was offset by an increase in synchronous and asynchronous enrollments.

---

<sup>1</sup> Duplicated headcount means that a student is counted every time that student takes a course.

- The number of students declined in both the state college sector and the community colleges between 2013-14 and 2014-15. All three state colleges recorded a drop in the number of students, as did half of the community colleges (MCC, MPCC, and WNCC). Not surprisingly, these are the same colleges that experienced a decrease in the number of courses offered (Table I).

***Are degrees or other awards available entirely by distance technology?***

- A variety of awards are available at distance, ranging from certificates at the community colleges to master's degrees at the university and state colleges and an EdD at UNL.
- A small number are available utilizing strictly traditional delivery, and a greater number are delivered with a combination of distance and traditional delivery. By far, the largest number are delivered entirely by some type of distance delivery technology.
- In 2008-09 the number of awards available using technology approached 100. In 2013-14 there were 185 available (Table III), a drop from the previous year. The number rebounded to 218 in 2014-15. The decline in 2013-14 was due in part to two institutions who reported in 2012-13 but not in 2013-14. Had UNMC and CCC reported, the number of awards in 2013-14 would likely have exceeded the previous year.
- The awards are made in numerous disciplines. The following highlights apply only to awards available entirely at distance in 2014-15.
  - The majority of the awards reported at UNL and UNK are master's degrees and above, and although the disciplines vary, many are in education. UNL also offers master's degrees in engineering, applied science, business, law, and numerous arts and sciences programs. UNO's degrees consist of the BGS in 12 fields, a BA in sociology, an MS in criminal justice, and the master of public administration. UNL reports a small number of four-year degrees because not all the general education courses are available at distance for most baccalaureate degrees, even though all the courses for the major are available.

- UNMC offered bachelor's degrees in nursing, radiation science technology, and clinical laboratory science. At the graduate level they offered master's degrees in clinical perfusion, physician assistant, public health, and emergency preparedness.
- At the state colleges the majority of degrees were in education, business, and criminal justice primarily at the bachelor's level at PSC and the master's level at WSC (CSC did not report this year).
- At the community college level, MPCC reported no awards available entirely at distance and WNCC reported two - a degree and diploma in health information. Three colleges offered their academic transfer program entirely at distance and four offered a certificate, diploma, or degree in at least one area of business. Awards in allied health, information technology, and criminal justice were also common.

### ***Where are the distance courses offered?***

- Most asynchronous courses are available anywhere a student has access to a computer, including his or her home, work place, or on campus. Because students enrolled in asynchronous courses could be anywhere in the world, the Commission does not ask the institutions to report this information.
- Synchronous and traditionally-delivered courses were once offered in the majority of Nebraska counties, but this number has declined as the popularity of asynchronous courses has increased.
- Most synchronous courses require a location capable of receiving a live transmission from the campus. Many high schools and public buildings have this capability. Some institutions utilize this capability to offer college courses to high school students, especially after the passage of LB1208 in 2006 that was the impetus for the creation of a statewide network for distance education. For additional information on offerings to high school students, see page 12.

**TABLE I**  
**Summary of Delivery Methods and Number of Courses**  
**2012-2015**

Institution	2012-13				2013-14				2014-15			
	Synch	Asynch	Tradition	Total	Synch	Asynch	Tradition	Total	Synch	Asynch	Tradition	Total
UNK	6	545	4	555	5	823	4	832	4	907	3	914
UNL	0	1,025	11	1,036	0	1,287	5	1,292	0	1,261	34	1,295
UNMC	99	254	0	353	101	449	0	550	103	458	0	561
UNO	1	730	623	1,354	0	936	677	1,613	0	1,213	689	1,902
NCTA	0	26	0	26	0	32	0	32	0	36	0	36
University Total	106	2,580	638	3,324	106	3,527	686	4,319	107	3,875	726	4,708
CSC	41	733	56	830	23	728	48	799	21	706	41	768
PSC	0	310	143	453	0	335	135	470	0	333	144	477
WSC	8	316	105	429	8	360	128	496	10	300	127	437
State College Total	49	1,359	304	1,712	31	1,423	311	1,765	31	1,339	312	1,682
CCC	148	842	306	1,296	139	578	284	1,001	148	929	225	1,302
MCC	59	1,855	1,343	3,257	132	1,751	1,335	3,218	115	1,732	1,278	3,125
MPCC	137	260	73	470	176	275	189	640	176	386	75	637
NECC	158	413	574	1,145	134	366	548	1,048	141	339	590	1,070
SCC	0	1,391	63	1,454	2	1,286	181	1,469	0	1,353	212	1,565
WNCC	88	135	133	356	52	84	285	421	76	135	133	344
Community College Total	590	4,896	2,492	7,978	635	4,340	2,822	7,797	656	4,874	2,513	8,043
Grand Total	745	8,835	3,434	13,014	772	9,290	3,819	13,881	794	10,088	3,551	14,433

MCC's Traditional total includes courses offered at Sarpy Center, Applied Technology Center, Washington County Center, Fremont Center,

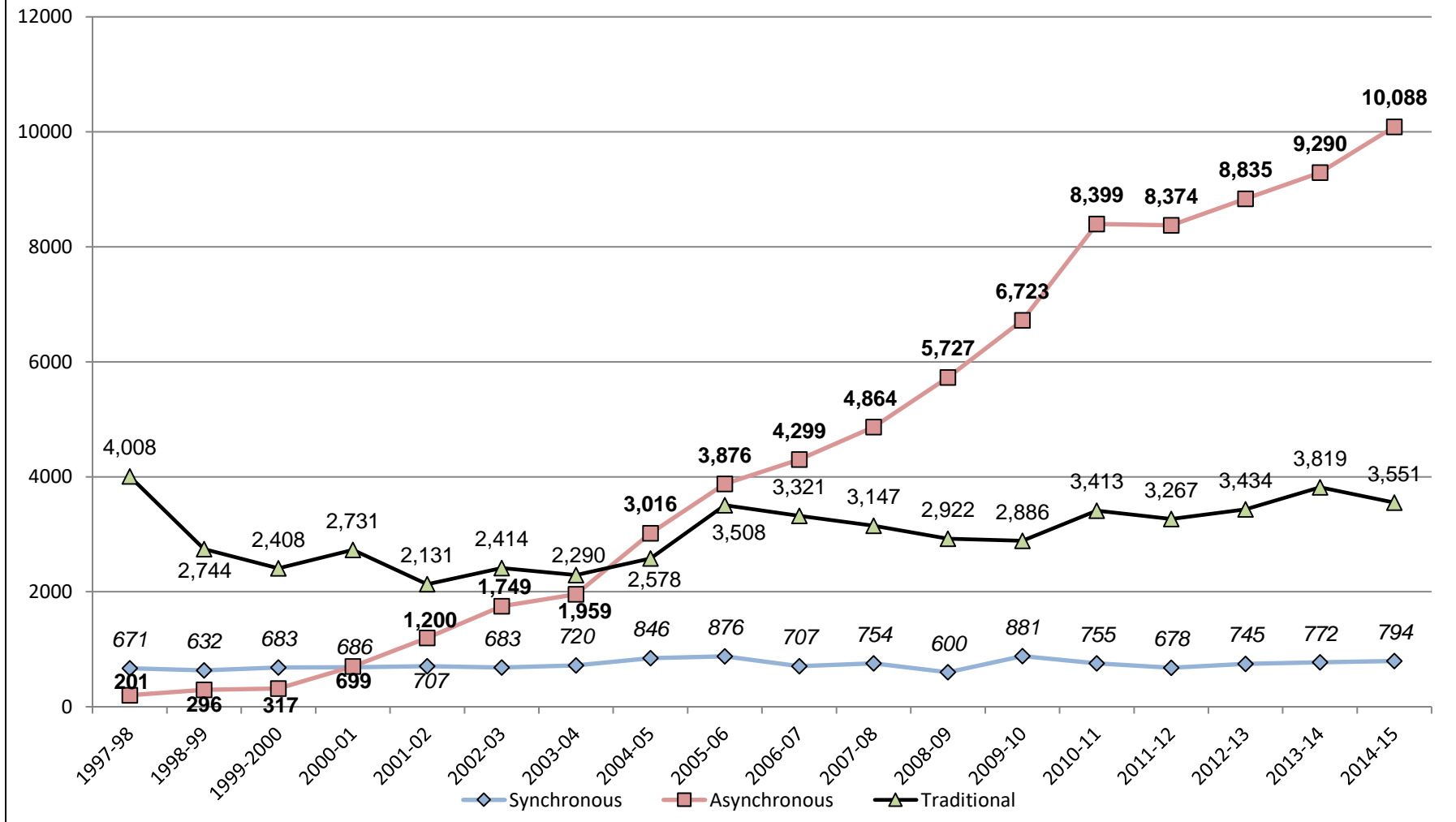
Goodwill Industries, Pipal Park Community Center, First Data Resources, and Nebraska Correctional Youth Facility

WNCC's Traditional total includes courses offered at Regional West Medical Center, Pine Ridge Job Corps, and Cabela's



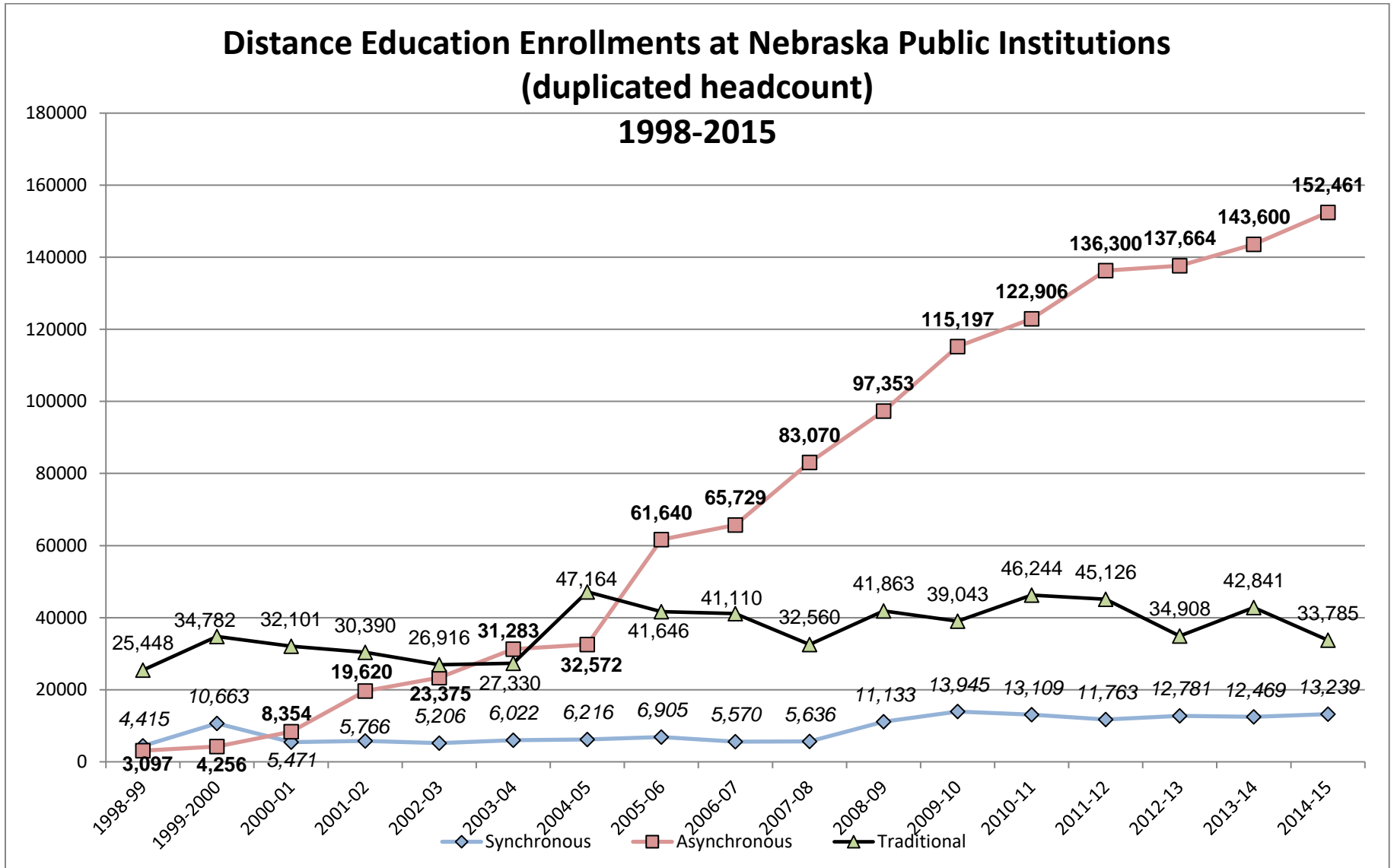
**GRAPH I**

**Distance Education Courses Offered by Nebraska Public Institutions  
1997-2015**



**GRAPH II**

**Distance Education Enrollments at Nebraska Public Institutions  
(duplicated headcount)  
1998-2015**



**TABLE II**  
**Estimate of the Number of Students Served by Nebraska Public Institutions by Distance Learning**  
**(duplicated headcount)**  
**2014-2015**

Institution/Sector	Synchronous*		Asynchronous	Sub-Total	Traditional	Grand Total
	Sending	Receiving				
UNK	68	3	14,508	14,579	5	14,584
UNL	0	0	24,104	24,104	546	24,650
UNMC	1,653	1,771	2,211	5,635	0	5,635
UNO	0	0	21,816	21,816	5,446	27,262
NCTA	0	0	392	392	0	392
University Total	1,721	1,774	63,031	66,526	5,997	72,523
CSC	149	212	10,387	10,748	323	11,071
PSC	0	0	7,262	7,262	1,696	8,958
WSC	133	40	3,807	3,980	1,421	5,401
State College Total	282	252	21,456	21,990	3,440	25,430
CCC	939	1,777	12,016	14,732	2,390	17,122
MCC	1,500	111	27,369	28,980	13,300	42,280
MPCC	1,005	962	4,072	6,039	484	6,523
NECC	1,109	826	4,770	6,705	5,050	11,755
SCC	0	0	17,822	17,822	2,089	19,911
WNCC	625	356	1,925	2,906	1,035	3,941
Community College Total	5,178	4,032	67,974	77,184	24,348	101,532
Grand Totals	7,181	6,058	152,461	165,700	33,785	199,485

\*The location from which instruction originates (i.e., the location of the teacher) is called the sending site.

Receiving sites are the remote locations where students are participating in class by two-way audio-video.

**TABLE III**  
**Awards Available at Distance from Nebraska Public Institutions**  
**2013-2015**

Institution	2013-14			2014-15		
	Synchronous & Asynchronous Delivery	Traditional Delivery	Combination of Synchronous, Asynchronous, & Traditional	Synchronous & Asynchronous Delivery	Traditional Delivery	Combination of Synchronous, Asynchronous, & Traditional
UNK	36	0	1	47	0	1
UNL	68	0	7	65	0	0
UNMC	NR	NR	NR	9	0	1
UNO	14	0	20	31	20	26
NCTA	NR	NR	NR	0	0	0
University Total	118	0	28	152	20	28
CSC	9	0	5	NR	NR	NR
PSC	11	0	0	11	0	0
WSC	4	6	1	4	5	1
State College Total	24	6	6	15	5	1
CCC	NR	NR	NR	8	0	0
MCC	25	0	0	26	0	0
MPCC	NR	NR	NR	0	0	0
NECC	14	11	19	14	11	18
SCC	2	0	10	2	0	10
WNCC	2	6	5	1	0	11
Community College Total	43	17	34	51	11	39
Grand Total	185	23	68	218	36	68

\*NR – Not Reported

### ***How are high school students served?***

- The courses counted in this report are frequently offered for both high school and college credit and are usually called “dual enrollment” courses in Nebraska. Also included in this report are college courses offered in high schools for which students receive only college credit although they are still enrolled in high school. These are sometimes called “concurrent enrollment” courses.
- Students who live near a college campus or who elect to take an online course can also earn college credit. These students are not generally counted separately and are not reflected in the high school data presented here.
- In 2012-13 there were 1,800 college courses offered to 16,012 high school students (duplicated headcount). The number of courses and students increased steadily for the next two years with 2,112 courses offered to 19,496 students in 2014-15. (Table IV).
- The community college sector increased both the number of courses offered and the number of students served over the three years reported. There were some declines at individual institutions, most notably fewer students at CCC and MCC. Conversely, SCC increased the number of students by almost 30% and MPCC increased by 32%.
- The state colleges had a slight increase in the number of courses and a small drop in the number of students. The university sector had just the opposite: a slight decrease in number of courses with an 11% increase in students.
- As in past years, the largest number of courses was reported by UNO (Graph III) as well as the largest number of students served (Graph IV). Much of UNO’s success can be attributed to a partnership between UNO and the Omaha area high schools by which UNO faculty work with high school faculty so that Advanced Placement courses taught in high schools meet UNO requirements and can be accepted for college credit.
- MCC ranked second in the number of students served while SCC ranked second in number of courses offered. This is expected since most high schools partner with community colleges for their dual enrollment courses. Graphs III and IV illustrate this pattern but also show large numbers at PSC. This is due to a long-standing and robust High School Early Entry program.
- In the 2002-03 Off-Campus and Distance Education Report, the Commission took an in-depth look at courses offered for high school students. This report is the first time since then that a high school focus has been included.

## Focus on High Schools

### How are courses and students distributed?

- In 2014-15 the community college sector offered almost 59% of the courses available for high school students while the state colleges offered just under 10% and the university provided 31% (Table IV).
- As might be expected, the percentage of students served (60% of all students) corresponded to the percentage of courses in the community college sector (59%). This was not true in the other two sectors. The state colleges served 13% of students (with 10% of the courses) while the university served 27% (with 31% of the courses).

### What method of delivery is favored?

The method of delivery varies significantly both by sector and by institution.

- While LB 1208 was to have been an incentive for the community colleges to offer synchronous courses, this is not particularly evident in the dual credit offerings (Figure I). The sector is the only one reporting synchronous delivery for dual credit, but only three institutions (NECC, MPCC, and WNCC) utilize it and only for 81 courses. CCC and MCC provide dual credit solely via traditional methods. Asynchronous delivery is only used by SCC and MPCC, but it accounts for just over half of MPCC's dual credit classes.
- The state colleges offer dual credit courses almost entirely by traditional delivery, with the exception of 14 courses offered asynchronously by PSC (Figure II).
- Similarly, UNO and UNK offer all of their dual credit courses traditionally, but UNL and NCTA offer their dual credit entirely as asynchronous courses (Figure III).

### In what subject areas are courses offered?

Table V identifies the disciplines in which the courses were offered.

- Of special note is the tradition of the community colleges to report all of their academic transfer courses under Liberal Arts and Sciences (CIP 24), which therefore represents a wide range of courses. Recently some of the community colleges have reported many of their transfer courses under the appropriate CIP rather than under 24 (e.g., math courses under CIP 27). Since not all of the community colleges do this, the data for those that did were folded into the CIP 24 for consistency. This tradition results in Liberal Arts and Sciences being the discipline with the most offered courses—all at the community colleges.

- However, liberal arts and sciences are also the kinds of courses offered by the four-year institutions. The most offered courses in the state college sector were in English Language and Literature, and social science at the university. It is logical that these courses would be popular for dual credit offerings. They are often courses that would fulfill general education requirements at both two-year and four-year institutions. They would also be courses most likely to be accepted in transfer from one institution to another.
- Beyond the liberal arts and sciences realm, the most frequently offered courses at the community colleges were in health professions, followed by precision production; mechanic and repair technologies; business; and information sciences.
- The top five fields at the state colleges were all in arts and sciences. The only other courses were in business and education.
- At the university, the top four disciplines were also in arts and sciences, but the institutions also offered a significant number of courses in information sciences and agriculture.

### **Do different institutions offer different types of courses?**

When course offerings are broken down by institution, similar patterns emerge. Some patterns deserve special note.

- At the university, as expected, the agriculture courses were offered primarily by the Nebraska College of Technical Agriculture and UNL. After social science, the most-offered courses were in English, but only UNO provided them. (Table VI)
- While the state colleges' most-offered courses were in English, only PSC and WSC offered them. All three institutions offered courses in math, business, and history. (Table VII)
- Table VIII lists the courses in the CIP code category reported by the community colleges. This shows the disciplines that were collapsed into CIP 24 for Table V. MCC, MPCC, and SCC offered the widest variety of courses and NECC the least. After arts and sciences, the colleges focused on the technical training that is primary in their role and mission. CCC had the most courses and students in mechanic and repair technologies. MCC, MPCC, and SCC had large numbers in precision production. Health professions were popular at MCC, NECC, SCC, and WNCC. This may be reflective of health profession career academies in many of the high schools in these institutions' service areas.

### **How accessible are college courses for high school students?**

- Courses can be accessed from locations across the state. The map on page 26 shows the cities and towns reported as locations for traditional courses as well as those delivered synchronously. The institutions do not report locations for students taking courses asynchronously since they can access those courses from any place.
- The state is well-covered, especially when low population areas are taken into consideration. Table IX lists the locations reported by the institutions. There may more than one course in any given location. Northeast Community College offered courses in 58 different locations in its service area, the largest number reported. Mid-Plains had the second largest number with 37.

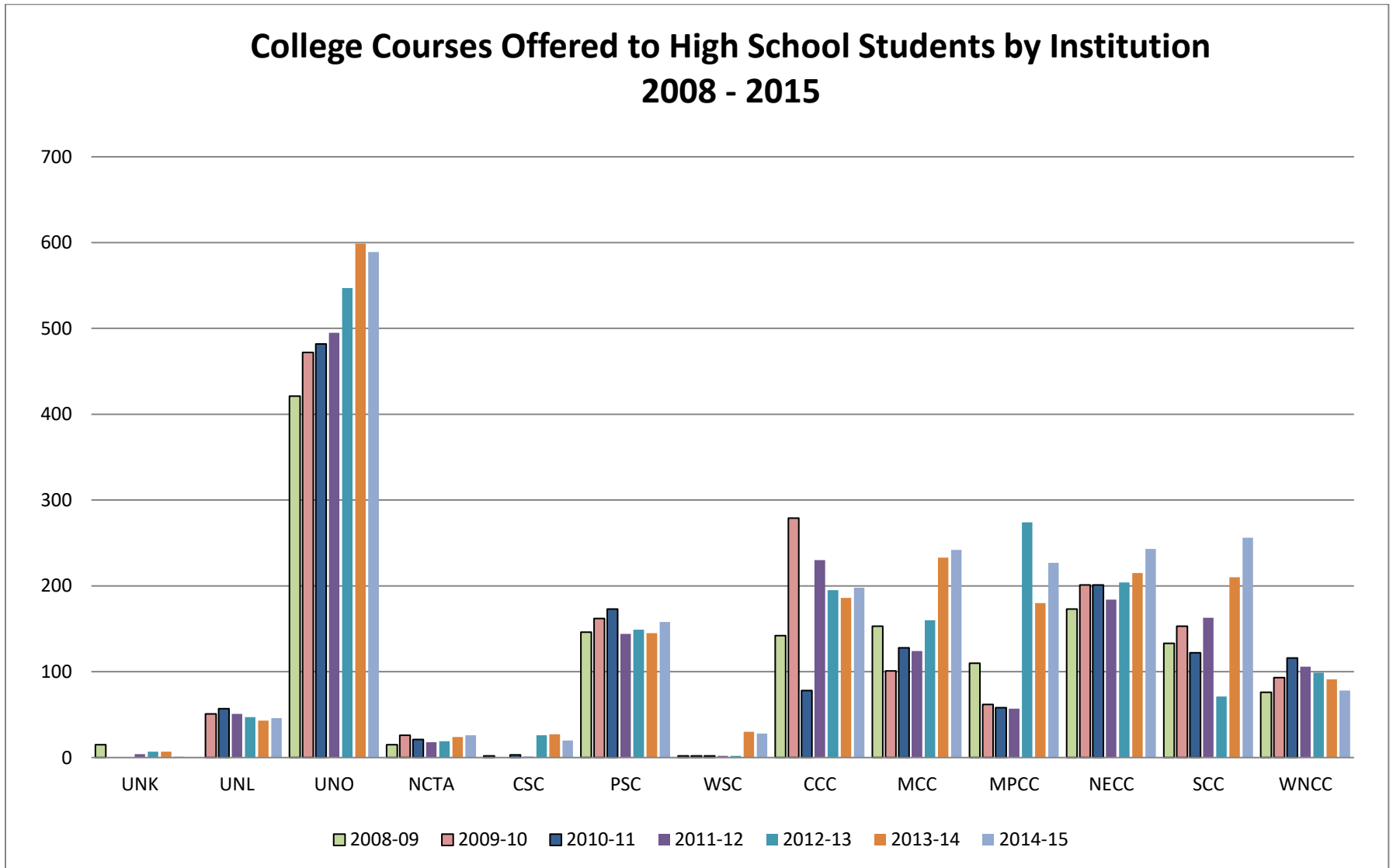


**TABLE IV**  
**Summary of College Courses Offered to High School Students in Nebraska by Public Institution**  
**(duplicated headcount)**  
**2012-2015**

Institution	2012-13		2013-14		2014-15	
	# Courses	# Students	# Courses	# Students	# Courses	# Students
UNK	7	95	7	73	1	0
UNL	47	235	43	174	46	197
UNMC	0	0	0	0	0	0
UNO	547	3,945	599	4,403	589	4,898
NCTA	19	139	24	139	26	225
University Total	620	4,414	673	4,789	662	5,320
CSC	26	241	27	325	20	168
PSC	149	1,889	145	1,959	158	2,065
WSC	2	27	30	294	28	305
State College Total	177	2,157	202	2,578	206	2,538
CCC	195	2,541	186	2,409	198	2,193
MCC	160	2,188	233	3,422	242	3,266
MPCC	274	1,724	180	970	227	1,283
NECC	204	1,479	215	1,586	243	1,742
SCC	71	781	210	1,920	256	2,486
WNCC	99	728	91	551	78	668
Community College Total	1,003	9,441	1,115	10,858	1,244	11,638
Grand Total	1,800	16,012	1,990	18,225	2,112	19,496

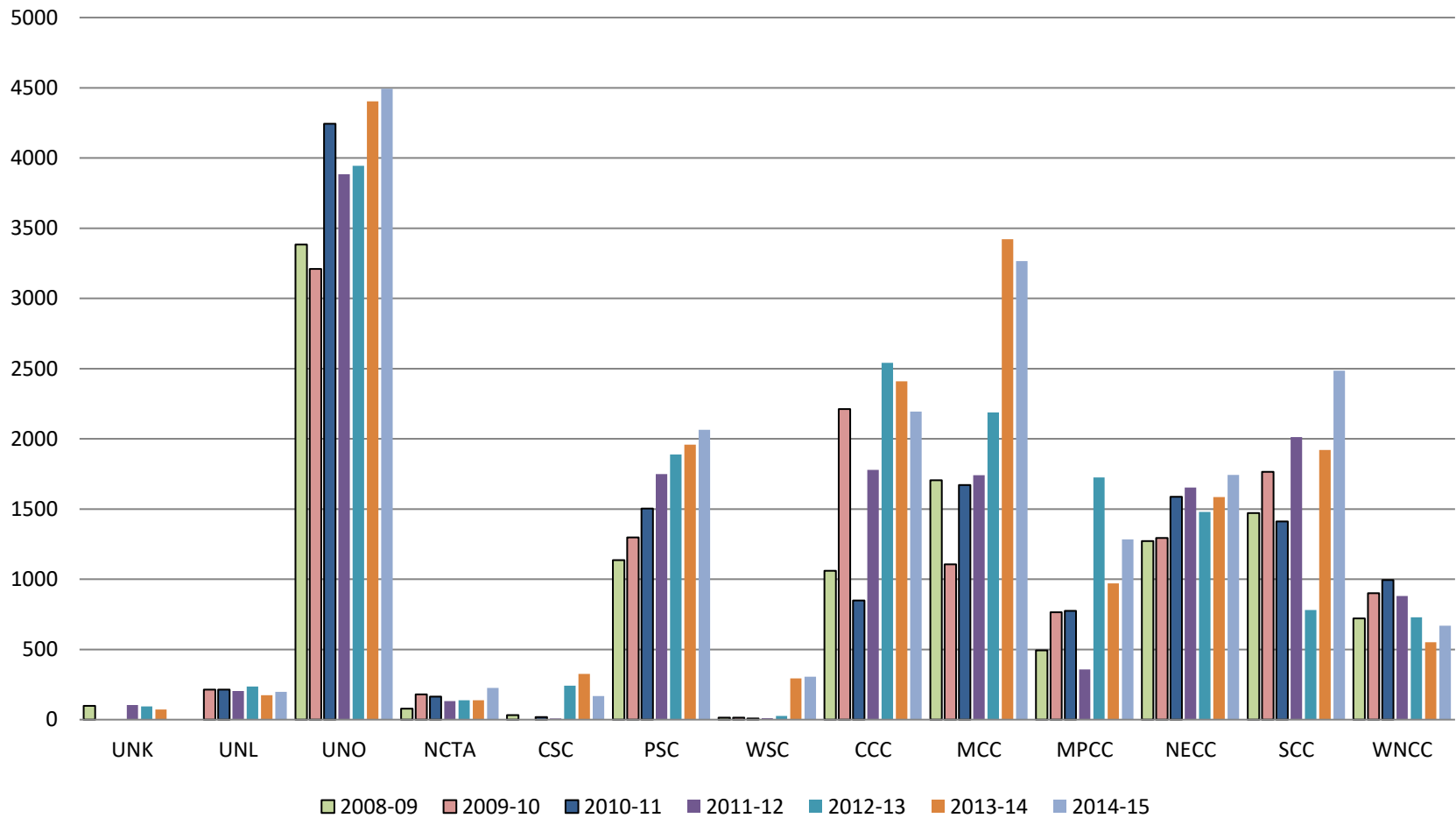
GRAPH III

### College Courses Offered to High School Students by Institution 2008 - 2015

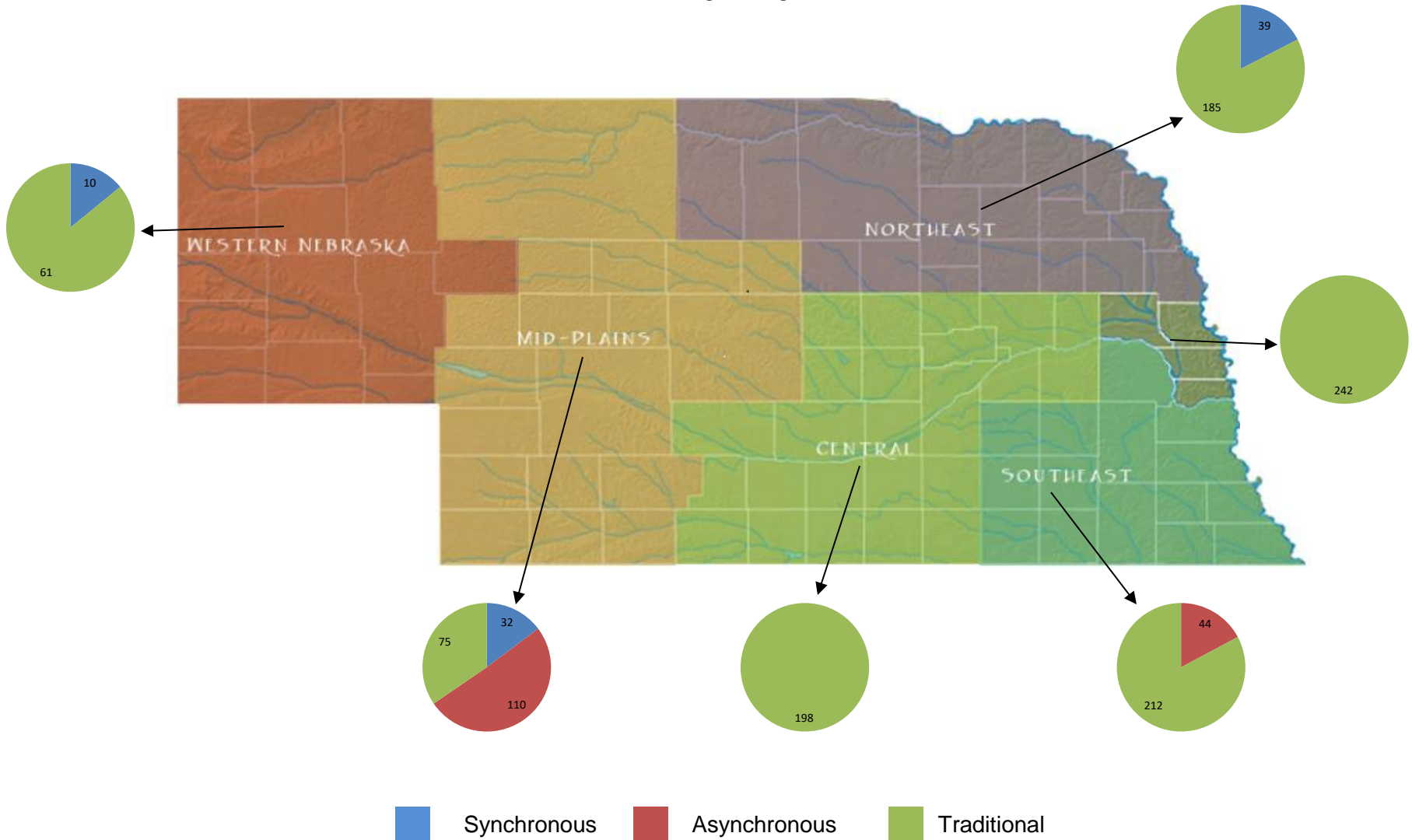


GRAPH IV

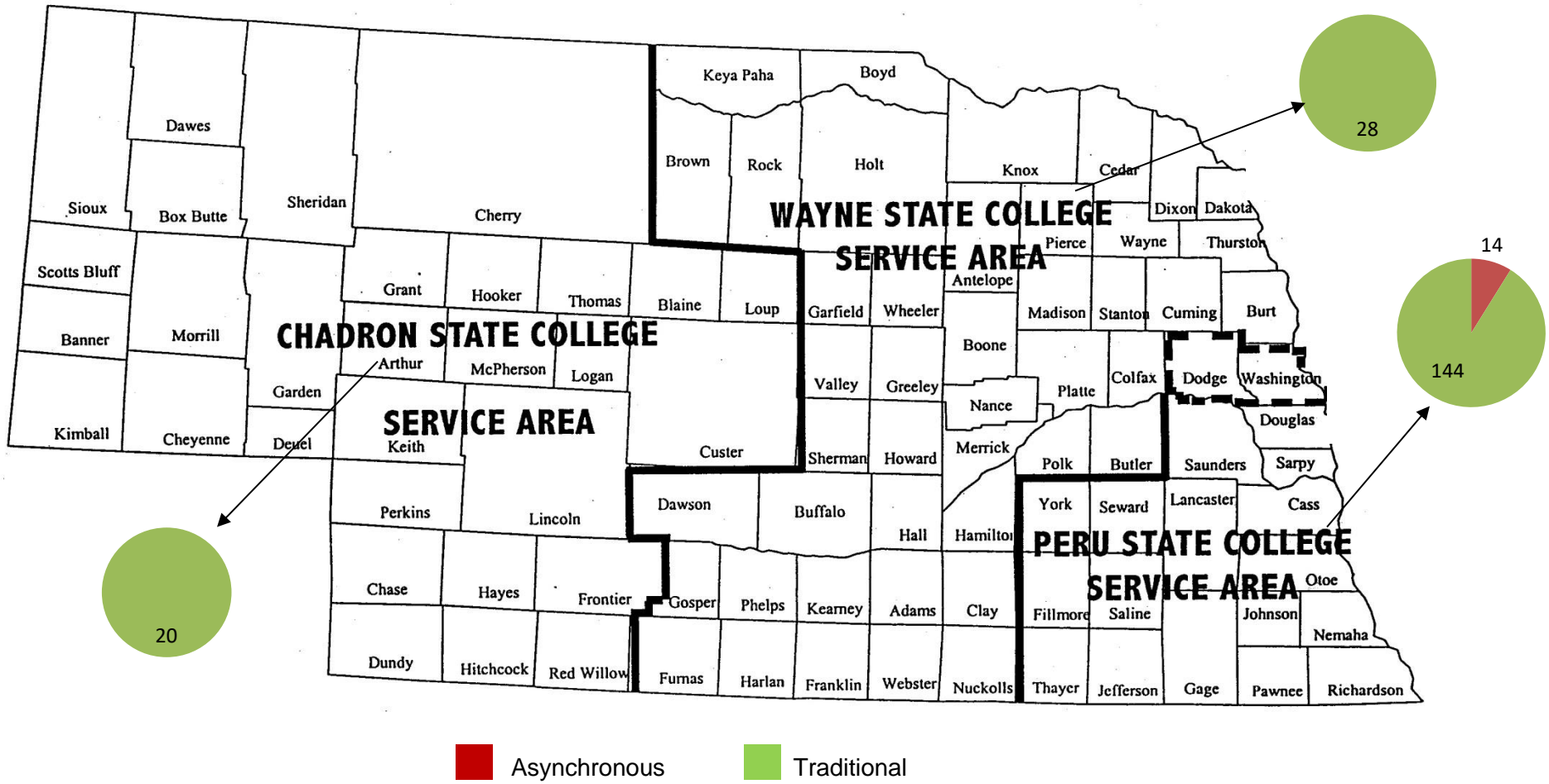
**High School Students Participating in College Courses by Institution  
(duplicated headcount)  
2008 - 2015**



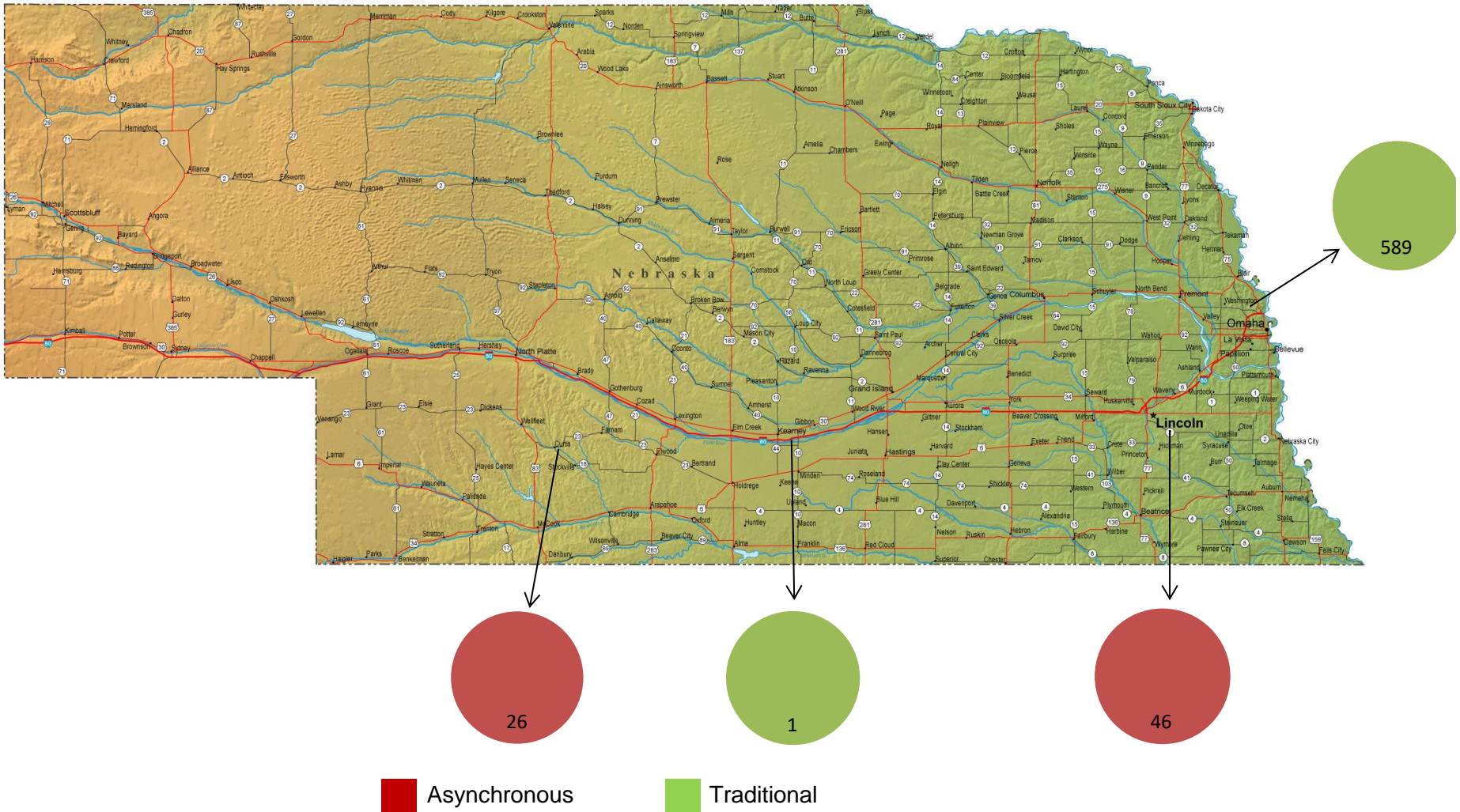
**FIGURE I**  
**Courses Offered to High School Students by Delivery Methods of Community Colleges**  
**2014-15**



**FIGURE II**  
**Courses Offered to High School Students by Delivery Methods of**  
**State Colleges**  
**2014-15**



**FIGURE III**  
**Courses Offered to High School Students by Delivery Methods of**  
**University of Nebraska**  
**2014-15**



**TABLE V**  
**High School Course Offerings by Discipline (CIP Code) and Sector**  
**2014-15**

CIP Code		University of NE		State Colleges		Community Colleges		Total Courses	Total Students
		# Courses	# Students	# Courses	# Students	# Courses	# Students		
1	Agriculture	33	265	0	0	13	87	46	352
3	Natural Resources	1	1	0	0	0	0	1	1
5	Ethnic/Cultural Studies	2	2	0	0	0	0	2	2
9	Communication	4	16	0	0	0	0	4	16
11	Information Sciences	45	366	0	0	37	222	82	588
12	Culinary	0	0	0	0	13	159	13	159
13	Education	9	72	7	26	3	41	19	139
15	Engineering Technology	0	0	0	0	11	56	11	56
16	Foreign Language	30	143	4	39	0	0	34	182
19	Family/Consumer Science	8	26	0	0	6	64	14	90
23	English Language/Lit	84	724	53	824	0	0	137	1,548
24	Liberal Arts & Sciences	0	0	0	0	814	8,137	814	8,137
26	Biology	65	348	13	134	0	0	78	482
27	Math	62	449	49	448	0	0	111	897
31	Parks/Leisure Studies	12	49	0	0	0	0	12	49
32	Basic Skills (non-credit)	0	0	0	0	5	34	5	34
38	Philosophy/Religion	7	61	0	0	0	0	7	61
40	Physical Science	49	385	8	78	0	0	57	463
42	Psychology	33	338	17	332	0	0	50	670
43	Security/Protective Svcs	0	0	0	0	2	12	2	12
45	Social Science	108	794	23	348	0	0	131	1,142
46	Construction	0	0	0	0	18	46	18	46
47	Mechanic & Repair	0	0	0	0	60	620	60	620
48	Precision Production	0	0	0	0	97	684	97	684
49	Transportation	2	6	0	0	0	0	2	6
50	Arts	16	48	1	17	7	29	24	94
51	Health Professions	3	34	0	0	99	957	102	991
52	Business	12	126	14	84	59	490	85	700
54	History	79	668	17	208	0	0	96	876

Shaded areas indicate largest number of courses and enrollment

**TABLE VI**  
**High School Course Offerings by Discipline (CIP Code)**  
**and Institution within the University of Nebraska**  
**2014-15**

University of Nebraska								
CIP Code	UNK		UNL		UNO		NCTA	
	Courses	Students	Courses	Students	Courses	Students	Courses	Students
1 - Agriculture			7	40			26	225
3 - Natural Resources			1	1				
5 - Ethnic/Cultural Studies			2	2				
9 - Communication			2	8	2	8		
11 - Information Sciences			2	15	43	351		
13 - Education					9	72		
16 - Foreign Language					30	143		
19 - Family/Consumer Science			8	26				
23 - English Language/Lit					84	724		
26 - Biology			1	3	64	345		
27 - Math	1	0			61	449		
31 - Parks/Leisure Studies					12	49		
38 - Philosophy/Religion					7	61		
40 - Physical Science			2	3	47	382		
42 - Psychology			2	36	31	302		
45 - Social Science			12	35	96	759		
49 - Transportation					2	6		
50 - Arts			2	3	14	45		
51 - Health Professions					3	34		
52 - Business			2	9	10	117		
54 - History			3	16	76	652		



**TABLE VII**  
**High School Course Offerings by Discipline (CIP Code)**  
**and Institution within the State College Sector**  
**2014-15**

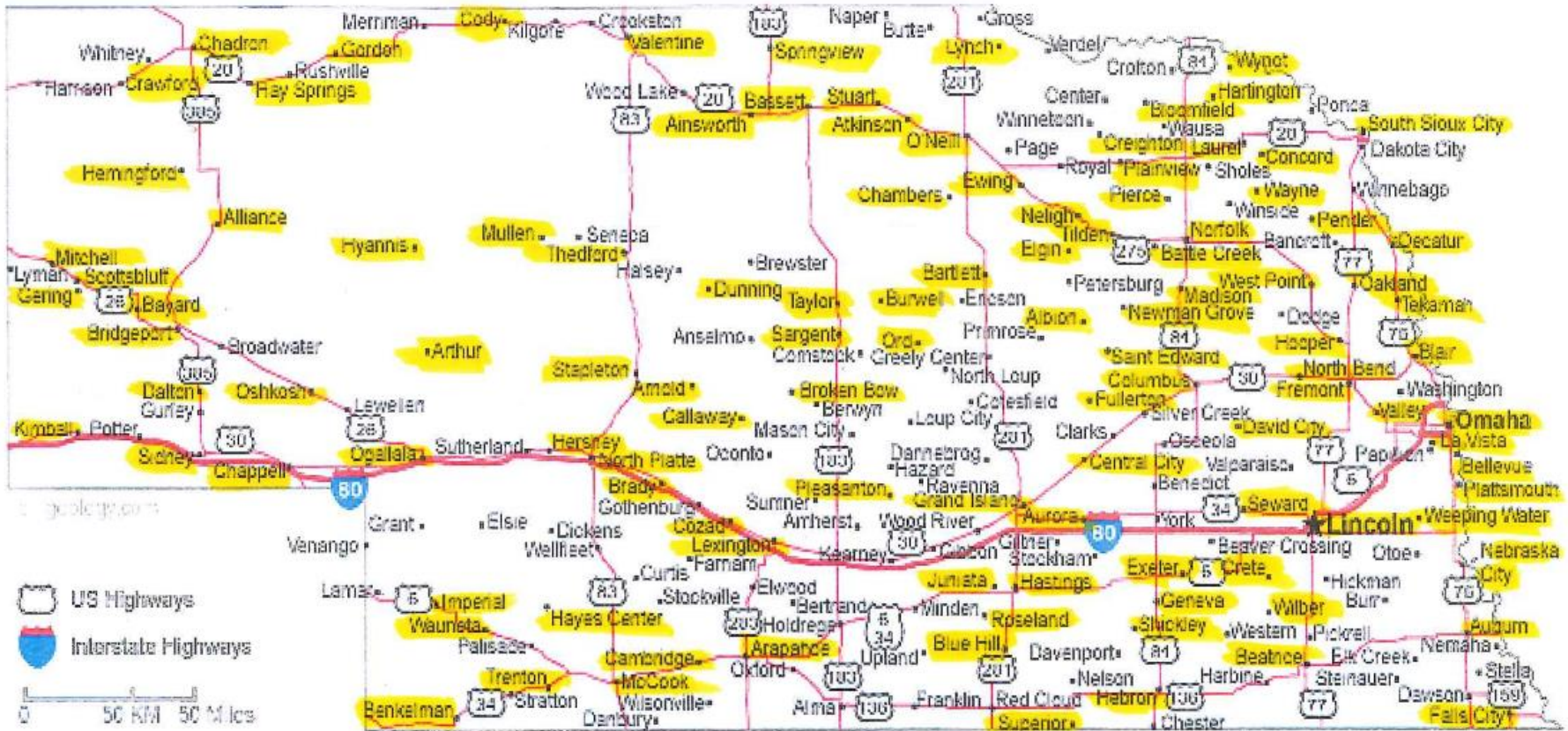
<b>Nebraska State Colleges</b>						
<b>CIP Code</b>	<b>CSC</b>		<b>PSC</b>		<b>WSC</b>	
	<b>Courses</b>	<b>Students</b>	<b>Courses</b>	<b>Students</b>	<b>Courses</b>	<b>Students</b>
13 - Education			7	26		
16 - Foreign Language			2	12	2	27
23 - English Language/Lit			49	753	4	71
26 - Biology			13	134		
27 - Math	11	95	31	294	7	59
40 - Physical Science			6	64	2	14
42 - Psychology			15	318	2	14
45 - Social Science			18	295	5	53
50 - Arts					1	17
52 - Business	7	59	6	15	1	10
54 - History	2	14	11	154	4	40

**TABLE VIII**  
**High School Course Offerings by Discipline (CIP Code)**  
**and Institution within the Community College Sector**  
**2014-15**

Nebraska Community Colleges												
CIP Code	CCC		MCC		MPCC		NECC		SCC		WNCC	
	Crs	Stu	Crs	Stu	Crs	Stu	Crs	Stu	Crs	Stu	Crs	Stu
1 - Agriculture			3	26	4	5	2	17	4	39		
11 - Information Sciences	2	12	15	120	4	0	3	17	8	58	5	15
12 - Culinary			10	116					3	43		
13 - Education									3	41		
15 - Engineering Technology	2	9	8	45	1	2						
19 - Family/Consumer Science			1	26	2	4			3	34		
23 - English Language/Lit									<b>37</b>	<b>675</b>		
24 - Liberal Arts & Sciences	115	1,460	124	1,933	174	1,106	201	1,504	11	98	49	544
26 - Biology									<b>4</b>	<b>29</b>		
27 - Math									<b>67</b>	<b>473</b>		
32 - Basic Skills (non-credit)					1	12					4	22
43 - Security/Protective Svc			2	12								
45 - Social Science									<b>29</b>	<b>281</b>		
46 - Construction	10	25			2	1					6	20
47 - Mechanic & Repair	35	410	19	190	2	14			4	6		
48 - Precision Production	16	127	24	255	19	61			35	226	3	15
50 - Arts			<b>2</b>	<b>27</b>	<b>5</b>	<b>2</b>						
51 - Health Professions	16	136	22	349			27	166	26	271	8	35
52 - Business	2	14	12	167	13	76	10	38	19	178	3	17
54 - History									<b>3</b>	<b>34</b>		

*Italics: reported in CIP 24 on Table V*

**FIGURE IV**  
**Locations of Traditional and Synchronous Courses Delivered to High School Students**  
**2014-15**



**TABLE IX**  
**High School Course Locations by Institution**  
**2014-15**

**Central Community College**

1. Albion/Boone Central Public
2. Aurora Public Schools
3. Beaver City/Southern Valley HS
4. Bellwood
5. Blue Hill Public Schools
6. Central City Public Schools
7. Columbus/Scotus High School
8. Columbus Public Schools (2)
9. Cozad High School
10. David City/St. Joseph's Villa
11. Fullerton Public Schools
12. Grand Island Central Catholic
13. Grand Island Public Schools (2)
14. Hartington Cedar Catholic
15. Hastings/Adams Central School
16. Hastings Public Schools
17. Humphrey/St. Francis Central HS
18. Juanita/Fire Hall
19. Kearney Public Schools
20. Leigh Public Schools
21. Lexington Public Schools
22. Lindsay/Village
23. Ord Public Schools
24. Roseland/Silver Lake High School
25. Schuyler High School
26. Shelby-Rising City High School
27. Spalding Public Schools
28. Superior Public Schools

**Chadron State College**

1. Chadron
2. Gordon
3. Hemingford
4. Sandhills (Dunning)
5. Scottsbluff
6. Sidney

**Metropolitan Community College**

1. Arlington High School
2. Blair High School
3. Bellevue East High School
4. Cummins Central Power (Omaha)
5. Douglas County West HS (Valley)
6. Fort Calhoun High School
7. Fremont Public Schools (2)
8. Gretna High School
9. Logan View Jr/Sr High (Hooper)
10. Millard Public Schools (3) (Omaha metro area)
11. Omaha Public Schools (9)
12. Papillion-Lavista Public (2)
13. Pipal Park Community Ctr (Omaha)
14. Platteview High School (Springfield)
15. Roncalli Catholic HS (Omaha)
16. Scribner High School
17. Westside High School (Omaha)

**Mid-Plains Community College**

1. Arapahoe

2. Arnold
3. Arthur
4. Ashland
5. Bartley
6. Benkleman
7. Bloomington
8. Brady
9. Broken Bow
10. Callaway
11. Cambridge
12. Cody
13. Dunning
14. Eustis
15. Grant
16. Hayes Center
17. Hershey
18. Hyannis
19. Imperial
20. Maxwell
21. McCook
22. Merna
23. Mullen
24. North Platte
25. Ogallala
26. Paxton
27. Sargent
28. Stapleton
29. Sutherland
30. Taylor
31. Thedford

**Mid-Plains Community College (cont.)**

32. Trenton
33. Tryon
34. Valentine
35. Wallace
36. Wauneta
37. Yutan

**NE College of Technical Agriculture**

1. All Asynchronous courses

**Northeast Community College**

1. Ainsworth High School
2. Arcadia High School
3. Bancroft Rosalie High School
4. Battle Creek High School
5. Bloomfield Jr Sr High School
6. Burwell Jr Sr High School
7. Chambers High School
8. Clearwater Orchard High School
9. College Center South Sioux City
10. Creighton Community School
11. Elgin High School
12. Elkhorn Valley High School (Tilden)
13. Emerson Hubbard High School
14. Ewing High School
15. Guardian Angels CC (West Point)
16. Hartington Cedar Catholic High
17. Hartington-Newcastle Schools
18. Homer High School
19. Howells Dodge High School
20. Keya Paha County HS (Springview)
21. Laurel Concord Coleridge High School
22. Logan View Jr /Sr High (Hooper)
23. Lutheran High Northeast (Norfolk)

24. Lynch High School
25. Lyons Decatur High School
26. Madison Senior High School
27. Neligh Oakdale High School
28. Newman Grove High School
29. Norfolk Catholic High School
30. Norfolk Public Schools (2)
31. North Bend Central High School
32. Oakland Craig Senior High
33. O'Neill Education Center
34. O'Neill High School
35. Osmond High School
36. Pender High School
37. Pierce Jr Sr High School
38. Plainview High School
39. Pleasanton Public School
40. Pope John XXIII High School (Elgin)
41. Rock County High School (Bassett)
42. Saint Mary's High School (O'Neill)
43. South Sioux City High School
44. Stanton High School
45. Stuart High School
46. Tekamah Herman High School
47. Verdigre High School
48. Wakefield High School
49. Walthill High School
50. Wausa High School
51. Wayne High School
52. West Boyd High School (Spencer)
53. West Holt High School (Atkinson)
54. West Point Beemer High School
55. West Point Education Center
56. Wheeler Central HS (Bartlett)
57. Wisner Pilger High School
58. Wynot High School

**Peru State College**

1. Auburn
2. Auburn - ESU#4
3. Beatrice - ESU#5
4. Bennington HS
5. Centennial High School (Utica)
6. Crete - Crete H.S.
7. Elkhorn Public Schools (2)
8. Exeter - Milligan
9. Fairbury High School
10. Falls City
11. Falls City Sacred Heart HS
12. Fillmore Central High School (Geneva)
13. Ft. Calhoun
14. Humboldt
15. Johnson-Brock H.S.
16. Nebr City Lourdes Central HS
17. Nebraska City
18. Norris High School (Firth)
19. North Bend
20. Omaha
21. Pawnee City
22. Shickley
23. Syracuse - High School
24. Tecumseh
25. Tri County Public Schools (Dewitt)
26. Wilber - Clatonia H.S.
27. York

**Southeast Community College**

1. Ashland-Greenwood
2. Beatrice
3. Bryan Community (Lincoln)
4. Cedar Bluffs
5. Crete

**Southeast Community College (cont.)**

6. Deshler
7. Elmwood Murdock
8. Fairbury
9. Falls City
10. Fillmore Central (Geneva)
11. Friend
12. Heartland (Henderson)
13. Johnson-Brock
14. Lincoln Christian
15. Lincoln Public Schools (6)
16. Louisville
17. Malcolm
18. Mead
19. Milford
20. Norris
21. Plattsmouth
22. Raymond Central
23. Seward
24. Thayer Central (Hebron)
25. Tri-County Public Schools (Dewitt)
26. Wahoo
27. Waverly
28. Weeping Water
29. Wilber-Clatonia
30. York
31. Yutan

**University of Nebraska at Kearney**

1. Kearney

**University of Nebraska-Lincoln**

1. All Asynchronous Courses

**University of Nebraska at Omaha**

1. Bellevue Public Schools (2)
2. Blair High School
3. Brownell-Talbot HS (Omaha)
4. Concordia High School
5. Crete High School
6. DC West High School (Valley)
7. Elkhorn Public Schools (2)
8. McCook High School
9. Millard Public Schools (4) (Omaha metro area)
10. Omaha Archdiocese Schools (5)
11. Omaha Public Schools (8)
12. Papillion-LaVista Public (2)
13. Platteview High School (Springfield)
14. Plattsmouth High School
15. Ralston High School
16. Univ of Nebraska High School
17. Westside High School (Omaha)

**Western Nebraska Community College**

1. Alliance HS
2. Bayard
3. Bridgeport
4. Chadron
5. Chappell
6. Crawford
7. Dalton
8. Elba
9. Gering
10. Gordon
11. Harrisburg
12. Hay Springs
13. Kimball
14. Mitchell

15. Morrill
16. Oshkosh
17. Potter
18. SCB HS
19. Scottsbluff
20. Sidney HS

**Wayne State College**

1. Aurora
2. Cross Co. HS (Stromsburg)
3. David City
4. David City Aquinas
5. Fullerton
6. Harvard
7. Riverside High School (Cedar Rapids)
8. Sandy Creek
9. Schuyler
10. St. Edward
11. Superior
12. Wayne Public School

