

Community College Peer Report

Approved by the Commission March 13, 2014





COMMISSIONERS

Colleen A. Adam, Chair (Hastings)

Carol Zink, Vice Chair (Lincoln)

Dr. Deborah Frison (Omaha)

Dr. Ron Hunter (Hay Springs)

Mary Lauritzen (West Point)

Dwayne Probyn (Papillion)

Eric Seacrest (North Platte)

Dr. Joyce Simmons (Valentine)

Lori Warner (South Sioux City)

W. Scott Wilson (Papillion)

I. Purpose for Developing Peer Groups

The Comprehensive Statewide Plan for Postsecondary Education defines the Commission's purpose for establishing peer groups for Nebraska public colleges and universities as follows:

Peer Groups

A peer institution is one which is representative of the institution to which it is compared.

- *In the context of the Comprehensive Plan as an evolving document, the Commission will provide a list of peer institutions for each of Nebraska's thirteen public postsecondary educational institutions.*
- *Peer groups will be used for budget and program review as well as for other comparisons that will aid in Commission decision-making. **The Commission's purposes for the use of peer groups are not intended to influence the collective bargaining process.***

Peer institutions are defined as institutions sufficiently similar in mission, programs, size, students, wealth, etc., and are used to establish basic central tendencies. Aspirational institutions in some ways excel the target institution, which would like to emulate the aspirational institutions' accomplishments and set similar goals. Competitors are rival institutions contesting for students, faculty, research dollars, etc.

The Commission staff identified peer institutions consistent with the definition above. As the peer groups are used for program reviews, budget analyses, tuition and fees comparisons, facilities analyses, and other types of comparisons, the Commission staff did not specifically include aspirational or competitor institutions.

In time, the Commission staff plans to create new peer groups for all Nebraska public postsecondary institutions. Due to the community colleges' smaller number of programs and degree offerings, the Commission staff elected to begin with this sector. The Commission staff hopes to use this experience as a foundation for its future evaluation of Nebraska's public four-year institutions within the State College and University System sectors.

II. Summary of Evaluation Process

Before the Commission staff launched its evaluation process for the community colleges, Interim Executive Director Dr. Carna Pfeil first met with the Commission's Planning and Consumer Information Committee and identified a number of variables for potential use in analyses of and comparisons between institutions. The Commission staff then reviewed this list, selecting the following criteria for their substantial influence on outcome variables, as well as concisely capturing the resources available to each institution.

- State similarity
 - Community size
- Institutional size
 - FTE Students
 - Headcount
 - Number of campuses
- Enrollment mix
 - Full-time/Part-time
 - Resident/Non-resident
 - Percent Minority
- Number and distribution of programs by degree level
- Distribution of graduates by Classification of Instructional Programs (CIP)
- Funding control
 - State
 - Local
 - District
 - County

Due to budgetary significance, these variables were later added at the behest of the community colleges:

- Other institutional characteristics
 - Athletics
 - Housing

A note on data: The Integrated Postsecondary Education Data System (IPEDS) served as the source for all data used in the evaluation process with the exception of multi/single campus classification, which the Commission staff acquired from the American Association of Community Colleges.

Focusing on these variables, the Commission staff explored ways to incorporate such criteria by studying various methodological approaches adopted by other institutions. During the early stages of its evaluation process, for example, the Commission staff attempted to employ a Nearest Neighbor approach, using 12-month full-time equivalent (FTE), percent of full-time students, percent of local funding, and percent of students who are minorities as criteria to find similar schools through a ranking system. After screening schools based on in/out selection criteria, institutions were assigned ranks by computing the absolute difference between the point estimate for each potential peer institution minus the point estimate for each individual institution, divided by the standard deviation. Next, the quotient was multiplied by the weight assigned to the variable. Ranks for the variables were then summed and sorted in ascending order with the lowest score representing the closest match to the target institution. With the subsequent shortage of remaining potential peers for some target schools after applying the in/out criteria, the Nearest Neighbor method was rejected as a viable approach for selecting community college peers, although it might prove valuable in analyzing other sectors.

Due to the unique makeup of Nebraska’s community colleges, the method of selection instead gradually evolved into an iterative process. Over the course of several internal meetings held to discuss evaluation procedures, selection methodology and criteria were adjusted as deemed necessary through each step of the process.

To begin reducing the number of possible peers, the Commission staff applied a series of in/out selection criteria based on the presence of important common characteristics shared among Nebraska’s six target institutions. The Commission staff first started with an overall cohort comprised of the 7,565 institutions from the 50 states and Washington, D.C. that reported data to IPEDS during the most recent collection cycle. As Nebraska’s community colleges have open admission policies that allow admittance to any individual with a high school diploma or GED, the initial selection phase also ensured the admission policy of each potential peer was classified as “open admission” in IPEDS, narrowing the number to 4,506. Finally, because Nebraska’s community colleges each receive local funding, the Commission staff ensured the funding control of each potential peer included at least some level of local funding, thus contracting the total of prospective peers for each Nebraska community college to 647.

Table 1
Screening Variables for All Institutions

Variable Description	Screen In Responses	Remaining N
1. Data source	Colleges reporting to IPEDS in 2012-13	7,735
2. Location	Located in 50 states or D.C.	7,565
3. Admission policy	Open admission policy	4,506
4. Local appropriations	> 0% local funding	647

While these initial cuts left each target institution with the same potential peers, this was only temporary as subsequent criteria, although applied in the same manner, prompted the first real deviation among remaining pools of peers for each school, thus reflecting the diversity among Nebraska’s community colleges.

For the next criterion, schools were kept only if they matched the particular target institution’s Carnegie Classification, which reflects the type of degree granted (Associate’s) and community size (Urban, Rural, or Suburban). Due to the subsequent paucity of remaining peers for Metropolitan Community College (classified as Urban) and Southeast Community College (Rural), the criterion for these two institutions was expanded to include Suburban schools.

Table 2

In/Out Variable - Carnegie Classification

Institution	Carnegie classification	Remaining N
Central Community College	Associate's public rural	304
Metropolitan Community College	Associate's public suburban or urban	252
Mid-Plains Community College	Associate's public rural	304
Northeast Community College	Associate's public rural	304
Southeast Community College	Associate's public rural or suburban	449
Western Nebraska Community College	Associate's public rural	304

Seeking to find schools with analogous course offerings and program costs, the Commission then calculated the top five degrees granted by Classification of Instructional Programs (CIP) codes for each target institution and eliminated schools from the potential peer pools that did not match on at least three of the top five CIP codes.

Table 3

In/Out Variable - Top 3 out of 5 CIP codes

Institution	Top CIP Codes	Remaining N
Central Community College	52, 47, 51, 24, 48	278
Metropolitan Community College	24, 51, 52, 47, 46	207
Mid-Plains Community College	24, 51, 47, 52, 46	265
Northeast Community College	51, 52, 46, 47, 24	265
Southeast Community College	51, 24, 52, 47, 15	407
Western Nebraska Community College	51, 24, 52, 46, 47	265

CIP Definitions

15-Engineering Technologies and Engineering-related Fields

24-Liberal Arts and Sciences, General Studies and Humanities

46-Construction Trades

47-Mechanic and Repair Technologies/Technicians

48-Precision Production

51-Health Professions and Related Programs

52-Business, Management, Marketing, and Related Support Services

The Commission staff next assessed the remaining schools' institutional sizes, placing further in/out parameters based on the 12-month FTE of each target institution.

Table 4

In/Out Variable - 12-month FTE

Institution (FTE)	FTE parameters	Remaining N
Central Community College (4,555)	3,400 - 6,000	60
Metropolitan Community College (13,443)	9,000 - 20,000	82
Mid-Plains Community College (1,919)	1,500 - 2,900	84
Northeast Community College (3,283)	2,600 - 5,000	86
Southeast Community College (9,819)	8,000 - 16,500	60
Western Nebraska Community College (1,767)	1,200 - 2,800	102

Using a final round of in/out criteria, the Commission staff attempted to determine institutions with similar facility and extracurricular costs by evaluating whether a school is, according to American Association of Community Colleges, multi or single campus and if it offers athletics and/or housing. Hoping to measure the factors behind outcome variables such as retention and graduation numbers, minority rates were also examined. Rather than equal application to each institution, however, the Commission staff only utilized one or more of these cuts if the individual target school's characteristics warranted.

Table 5

In/Out Variable - Various

Institution (characteristics)	Criteria	Remaining N
Central Community College (15.7% minority, H&A)	< 55% minority, Offers housing and/or athletics	43
Metropolitan Community College (Multi-campus)	Multi-campus, Doesn't offer housing and/or athletics	60
Mid-Plains Community College (Multi-campus, 10.4% minority, H&A)	Multi-campus, < 50% minority, Offers housing and/or athletics	26
Northeast Community College (10% minority, H&A)	< 50% minority, Offers housing and/or athletics	57
Southeast Community College (Multi-campus, H&A)	Multi-campus, Offers housing and/or athletics	40
Western Nebraska Community College (22.6% minority, H&A)	< 65% minority, Offers housing and/or athletics	67

H = offers housing
A = offers athletics

Finally contracting the number of peers to more practicable totals, the Commission staff ceased using in/out criteria and instead examined each school and its remaining peers one by one to determine the best fits. Although variables such as 12-month FTE and minority rates had been used previously as in/out criteria, the Commission continued looking at such factors, in fact examining them in greater depth. Moreover, the CIP codes of each target school's remaining peers were closely analyzed to ensure they mirrored both the number of programs offered and the Commission staff's estimation of those programs' costs.

The Commission staff ultimately reduced the number of potential peers to a list of 18 for each institution, including 10 peers deemed the most comparable. As part of this group, the Commission staff identified two alternate peers available for substitution in the event an institution from the peer group is no longer a viable peer. An additional six institutions were identified as exchange schools and potentially available to replace a peer and/or an alternate if the particular target institution requested and provided adequate justification. These exchange schools, while similar, were not as comparable to their target institutions as the peers.

Once the peers for each institution were established, the Commission sent its results to each community college for review. As part of the collaborative process, the community colleges were provided the peers identified by the Commission staff and could suggest replacements from the list of alternate institutions, the list of exchange schools, and/or institutions not on the list. Receiving very positive feedback, the Commission then partook in a series of meetings with the community colleges where it worked alongside each institution to agree upon and establish a final list of peers.

Of course, institutions are subject to change over time. Thus, the Commission staff has built in a five-year evaluation process to ensure the peer group for each target school remains suitable. In 2019, the Commission will verify the suitability of the peer groups and make modifications if warranted. Before any changes are finalized, the Commission staff will distribute the modified list to each community college for its review and suggestions. Additionally, if any institution identifies a peer that is no longer viable, it may contact the Commission to ask for a review of the peer group. If the community colleges or Commission staff identifies no changes, the peer groups will remain valid until 2024, when the Commission staff generates new peer groups for the institutions.

Central Community College

Screening Variables

Variable Description	Screen In Responses	Remaining N
1. Data source	Colleges reporting to IPEDS in 2012-13	7,735
2. Location	Located in 50 states or D.C.	7,565
3. Admission policy	Open admission policy	4,506
4. Local appropriations	> 0% local funding	647
5. Carnegie classification	Associate's public rural	304
6. Top 3 out of 5 CIP codes	52, 47, 51, 24, 48	278
7. 12-month FTE	3,400 - 6,000	60
8. % of students who are minorities	< 55% minority	55
9. Housing and athletics	Offers housing and/or athletics	43

Note. Steps 1-4 were conducted for all of Nebraska's community colleges. Steps 5-9 were individually tailored to Central Community College.

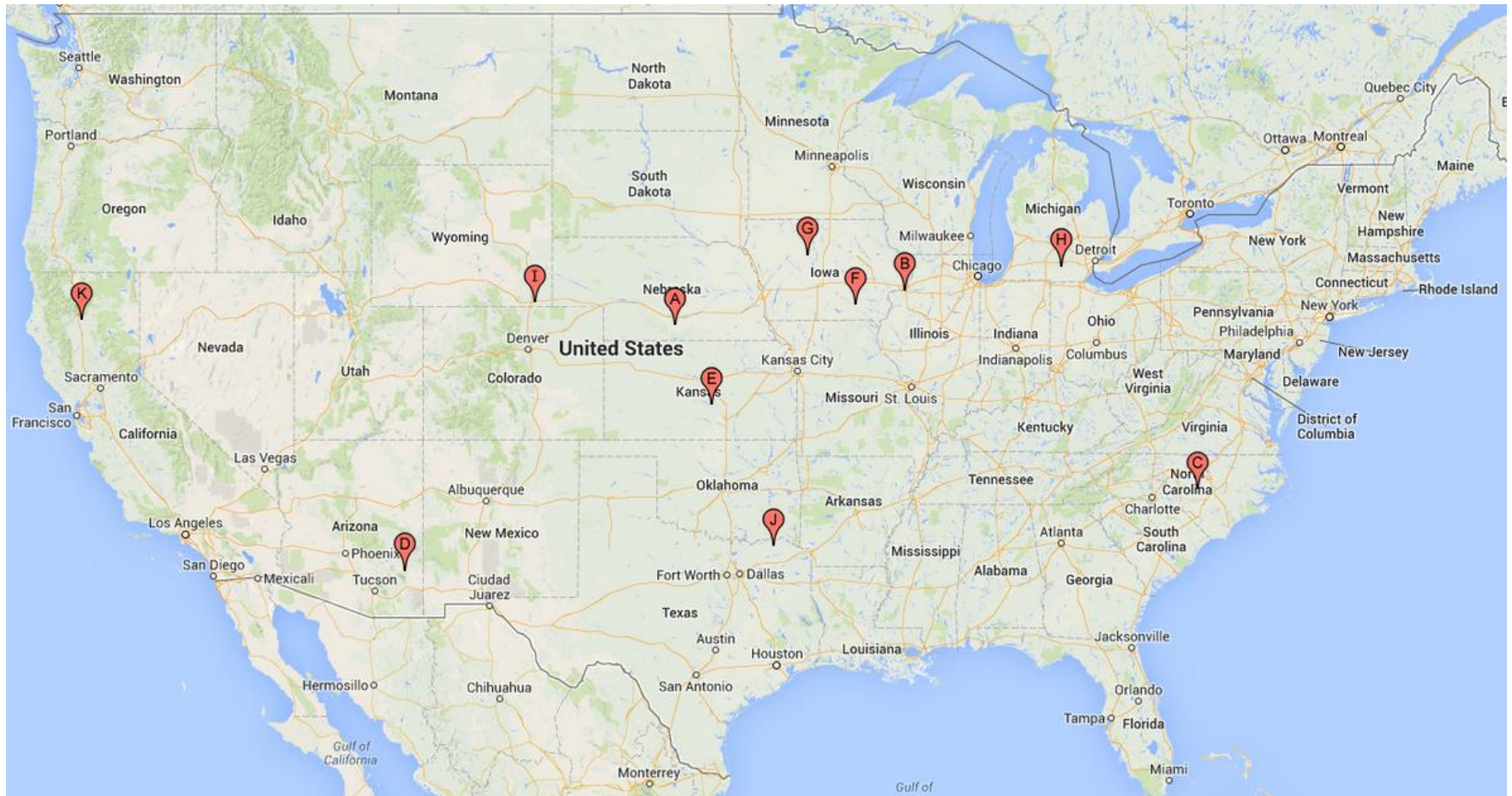
Data source: Integrated Postsecondary Education Data System.

Proposed peer group sent to Central Community College for review

Description	Unit ID	Institution Name
Peer	143279	Black Hawk College
Peer	198251	Central Carolina Community College
Peer	104577	Eastern Arizona College
Peer	155195	Hutchinson Community College
Peer	153472	Indian Hills Community College
Peer	153524	Iowa Central Community College
Peer	170444	Jackson Community College
Peer	240620	Laramie County Community College
Peer	142443	North Idaho College
Peer	227401	Paris Junior College
Alternate	123299	Shasta College
Alternate	179539	State Fair Community College
Exchange	126711	Colorado Mountain College
Exchange	170550	Kellogg Community College
Exchange	193283	Mohawk Valley Community College
Exchange	154572	Western Iowa Tech Community College
Exchange	229841	Wharton County Junior College
Exchange	106148	Yavapai College

Final peer group for Central Community College

Description	Unit ID	Institution Name	State
Peer	143279	Black Hawk College	IL
Peer	198251	Central Carolina Community College	NC
Peer	104577	Eastern Arizona College	AZ
Peer	155195	Hutchinson Community College	KS
Peer	153472	Indian Hills Community College	IA
Peer	153524	Iowa Central Community College	IA
Peer	170444	Jackson Community College	MI
Peer	240620	Laramie County Community College	WY
Peer	227401	Paris Junior College	TX
Peer	123299	Shasta College	CA
Alternate	142443	North Idaho College	ID
Alternate	154572	Western Iowa Tech Community College	IA



A Central Community College

D Eastern Arizona College

G Iowa Central Community College

J Paris Junior College

B Black Hawk College

E Hutchinson Community College

H Jackson Community College

K Shasta College

C Central Carolina Community College

F Indian Hills Community College

I Laramie County Community College

Metropolitan Community College

Screening Variables

Variable Description	Screen In Responses	Remaining N
1. Data source	Colleges reporting to IPEDS in 2012-13	7,735
2. Location	Located in 50 states or D.C.	7,565
3. Admission policy	Open admission policy	4,506
4. Local appropriations	> 0% local funding	647
5. Carnegie classification	Associate's public suburban or urban	252
6. Top 3 out of 5 CIP codes	24, 51, 52, 47, 46	207
7. 12-month FTE	9,000 - 20,000	82
8. Number of campuses	Multi-campus	61
9. Housing and athletics	Doesn't offer housing and/or athletics	60

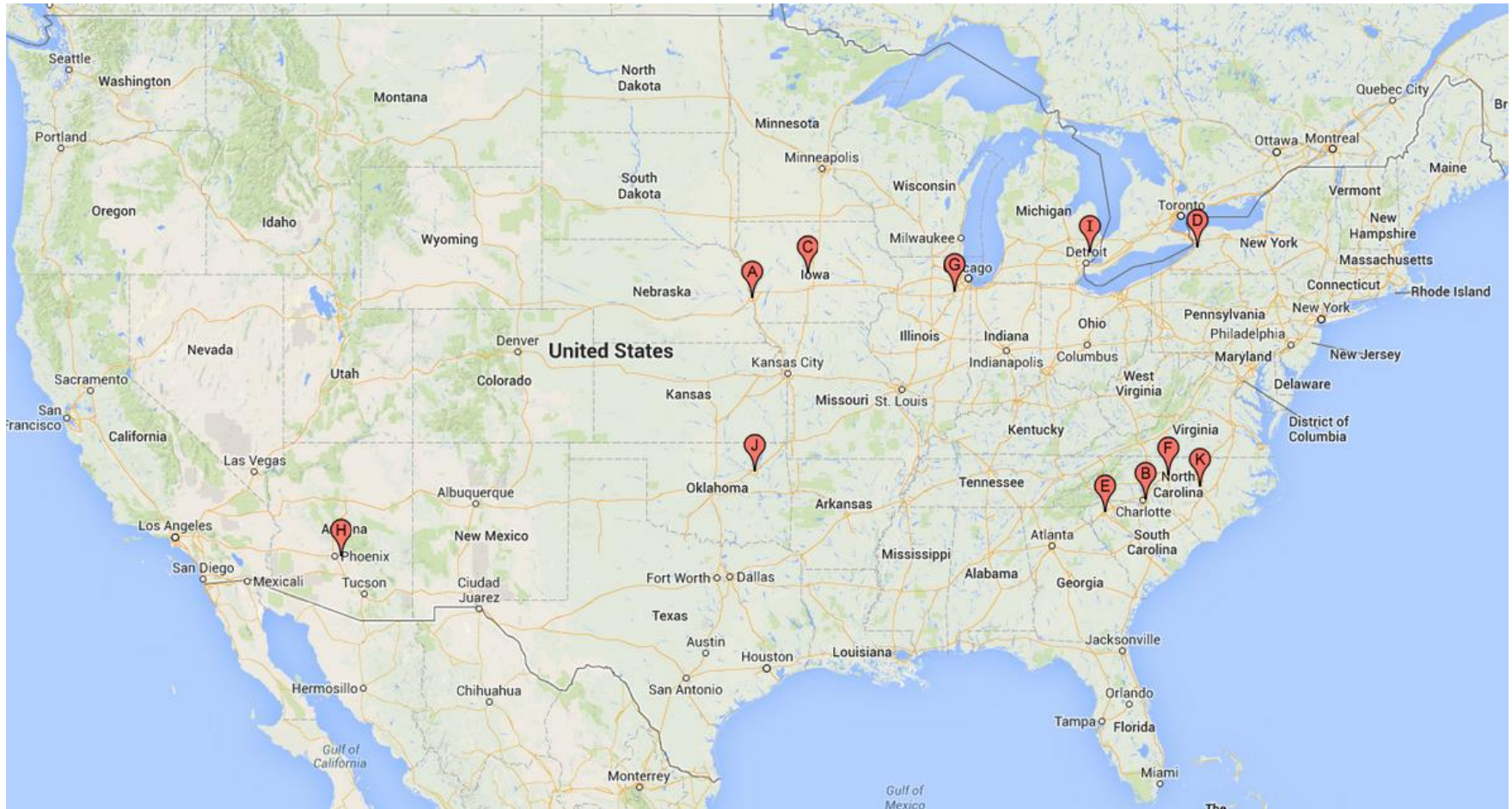
Note. Steps 1-4 were conducted for all of Nebraska's community colleges. Steps 5-9 were individually tailored to Metropolitan Community College. Data source for step 8: American Association of Community Colleges. Data source for all other steps: Integrated Postsecondary Education Data System.

Proposed peer group sent to Metropolitan Community College for review

Description	Unit ID	Institution Name
Peer	109208	American River College
Peer	198260	Central Piedmont Community College
Peer	191083	Erie Community College
Peer	218113	Greenville Technical College
Peer	198622	Guilford Technical Community College
Peer	212878	Harrisburg Area Community College-Harrisburg
Peer	239248	Milwaukee Area Technical College
Peer	218894	Trident Technical College
Peer	207935	Tulsa Community College
Peer	199856	Wake Technical Community College
Alternate	146296	Joliet Junior College
Alternate	105154	Mesa Community College
Exchange	146472	College of Lake County
Exchange	210605	Community College of Allegheny County
Exchange	170790	Macomb Community College
Exchange	122180	Sacramento City College
Exchange	122375	San Diego Mesa College
Exchange	227979	San Jacinto Community College

Final peer group for Metropolitan Community College

Description	Unit ID	Institution Name	State
Peer	198260	Central Piedmont Community College	NC
Peer	153214	Des Moines Area Community College	IA
Peer	191083	Erie Community College	NY
Peer	218113	Greenville Technical College	SC
Peer	198622	Guilford Technical Community College	NC
Peer	146296	Joliet Junior College	IL
Peer	105154	Mesa Community College	AZ
Peer	170790	Macomb Community College	MI
Peer	207935	Tulsa Community College	OK
Peer	199856	Wake Technical Community College	NC
Alternate	210605	Community College of Allegheny County	PA
Alternate	227979	San Jacinto Community College	TX



A Metropolitan Community College

D Erie Community College

G Joliet Junior College

J Tulsa Community College

B Central Piedmont Community College

E Greenville Technical College

H Mesa Community College

K Wake Technical Community College

C Des Moines Area Community College

F Guilford Technical Community College

I Macomb Community College

Mid-Plains Community College

Screening Variables

Variable Description	Screen In Responses	Remaining N
1. Data source	Colleges reporting to IPEDS in 2012-13	7,735
2. Location	Located in 50 states or D.C.	7,565
3. Admission policy	Open admission policy	4,506
4. Local appropriations	> 0% local funding	647
5. Carnegie classification	Associate's public rural	304
6. Top 3 out of 5 CIP codes	24, 51, 47, 52, 46	265
7. 12-month FTE	1,500 - 2,900	84
8. Number of campuses	Multi-campus	39
9. % of students who are minorities	< 50% minority	35
10. Housing and athletics	Offers housing and/or athletics	26

Note. Steps 1-4 were conducted for all of Nebraska's community colleges. Steps 5-10 were individually tailored to Mid-Plains Community College.

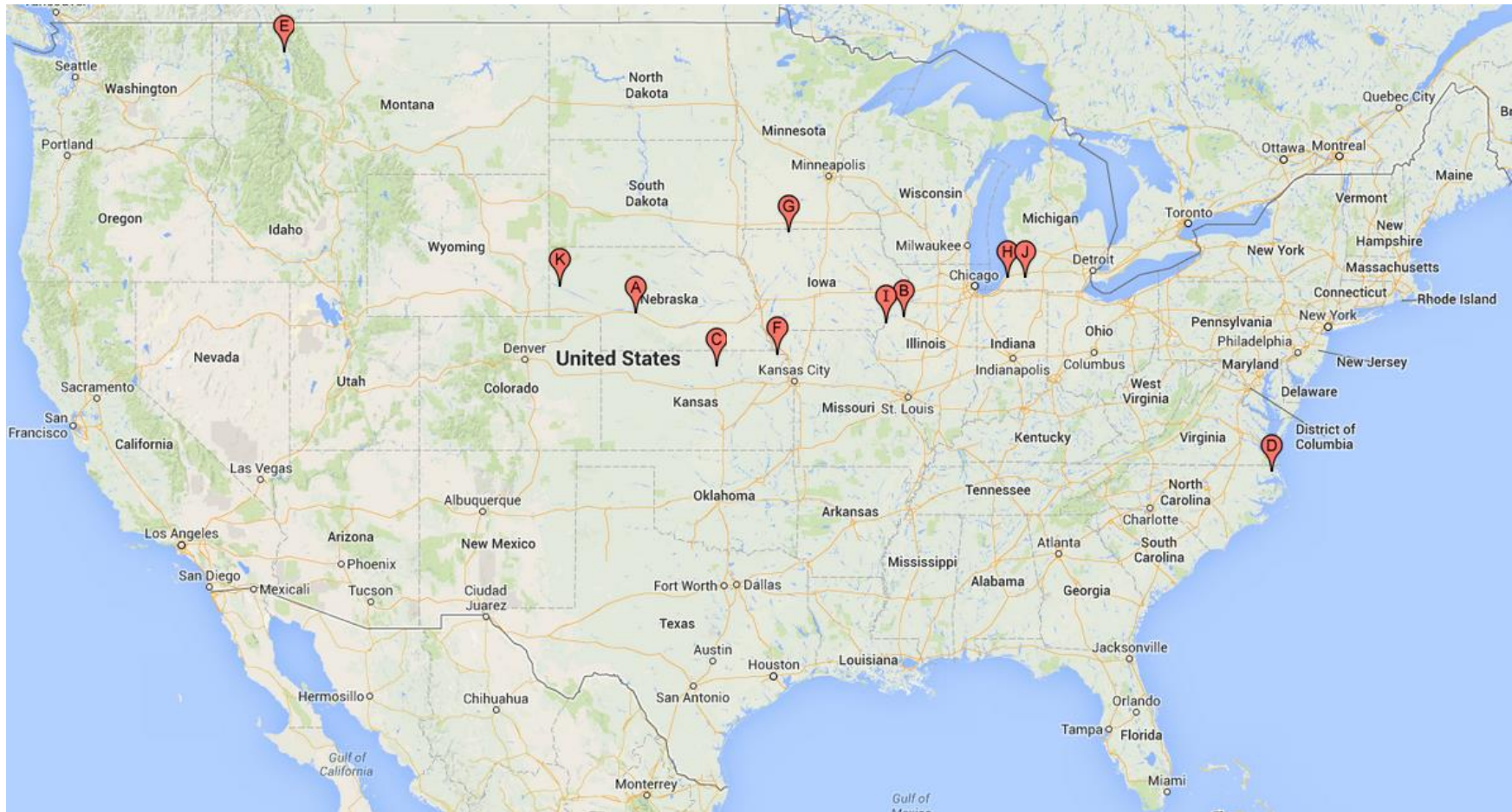
Data source for step 8: American Association of Community Colleges.

Data source for all other steps: Integrated Postsecondary Education Data System.

Proposed peer group sent to Mid-Plains Community College for review

Description	Unit ID	Institution Name
Peer	208275	Blue Mountain Community College
Peer	197814	College of the Albemarle
Peer	180197	Flathead Valley Community College
Peer	155186	Highland Community College
Peer	153533	Iowa Lakes Community College
Peer	107460	North Arkansas College
Peer	154378	Southeastern Community College
Peer	172307	Southwestern Michigan College
Peer	181817	Western Nebraska Community College
Peer	199926	Wilkes Community College
Alternate	168883	Bay de Noc Community College
Alternate	154907	Cloud County Community College
Exchange	198118	Caldwell Community College and Technical Institute
Exchange	143613	Carl Sandburg College
Exchange	155098	Fort Scott Community College
Exchange	225070	Grayson College
Exchange	170620	Lake Michigan College
Exchange	210234	Treasure Valley Community College

<i>Final peer group for Mid-Plains Community College</i>			
Description	Unit ID	Institution Name	State
Peer	143613	Carl Sandburg College	IL
Peer	154907	Cloud County Community College	KS
Peer	197814	College of the Albemarle	NC
Peer	180197	Flathead Valley Community College	MT
Peer	155186	Highland Community College	KS
Peer	153533	Iowa Lakes Community College	IA
Peer	170620	Lake Michigan College	MI
Peer	154378	Southeastern Community College	IA
Peer	172307	Southwestern Michigan College	MI
Peer	181817	Western Nebraska Community College	NE
Alternate	168883	Bay de Noc Community College	MI
Alternate	208275	Blue Mountain Community College	OR



A Mid-Plains Community College

D College of the Albemarle

G Iowa Lakes Community College

J Southwestern Michigan College

B Carl Sandburg College

E Flathead Valley Community College

H Lake Michigan College

K Western Nebraska Community College

C Cloud County Community College

F Highland Community College

I Southeastern Community College

Northeast Community College

Screening Variables

Variable Description	Screen In Responses	Remaining N
1. Data source	Colleges reporting to IPEDS in 2012-13	7,735
2. Location	Located in 50 states or D.C.	7,565
3. Admission policy	Open admission policy	4,506
4. Local appropriations	> 0% local funding	647
5. Carnegie classification	Associate's public rural	304
6. Top 3 out of 5 CIP codes	51, 52, 46, 47, 24	265
7. 12-month FTE	2,600 - 5,000	86
8. % of students who are minorities	< 50% minority	74
9. Housing and athletics	Offers housing and/or athletics	57

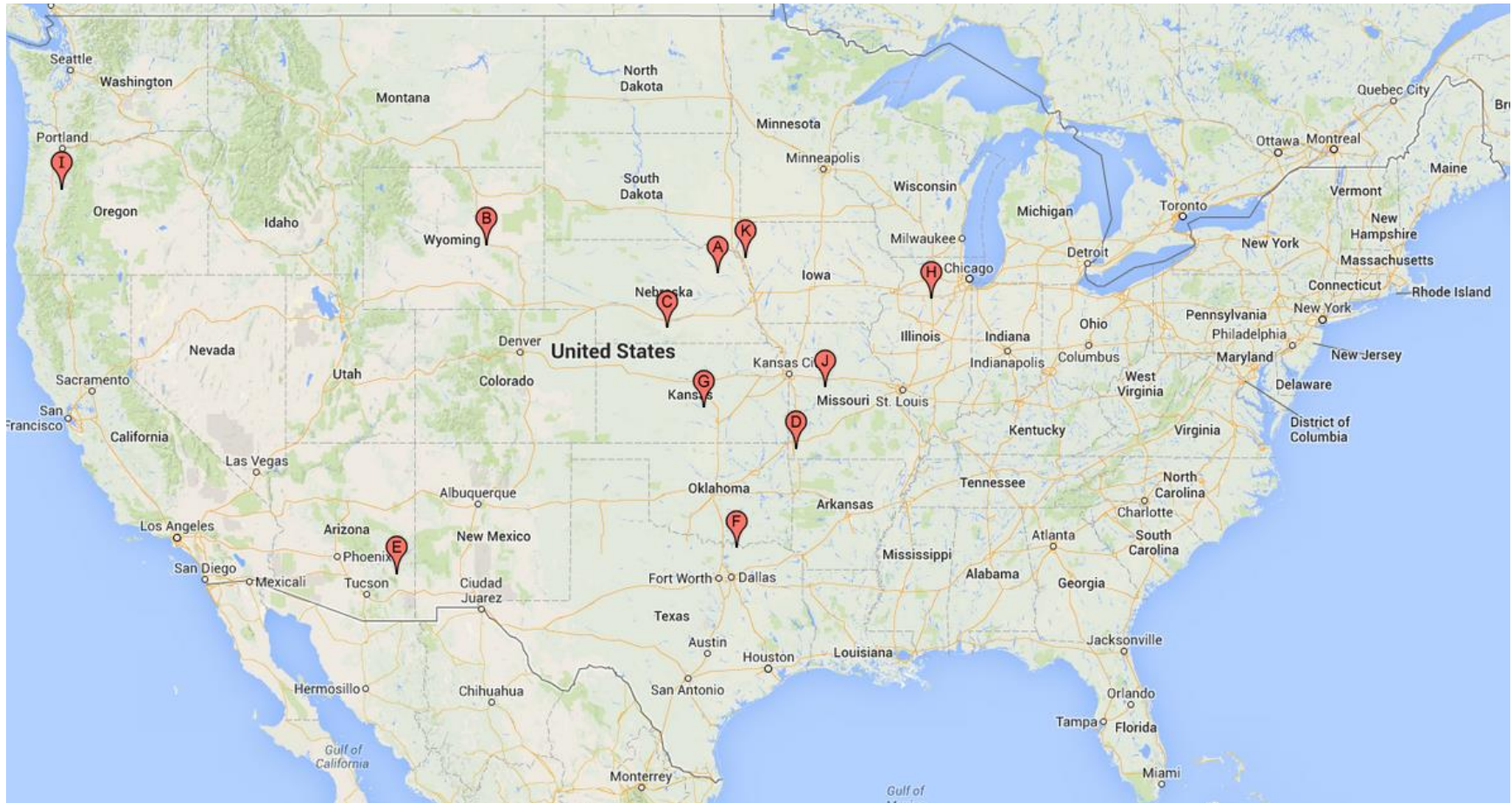
Note. Steps 1-4 were conducted for all of Nebraska's community colleges. Steps 5-9 were individually tailored to Northeast Community College.

Data source: Integrated Postsecondary Education Data System.

Proposed peer group sent to Northeast Community College for review

Description	Unit ID	Institution Name
Peer	240505	Casper College
Peer	198233	Catawba Valley Community College
Peer	180902	Central Community College
Peer	104577	Eastern Arizona College
Peer	155195	Hutchinson Community College
Peer	145831	Illinois Valley Community College
Peer	209074	Linn-Benton Community College
Peer	179539	State Fair Community College
Peer	199768	Surry Community College
Peer	154572	Western Iowa Tech Community College
Alternate	148256	Rend Lake College
Alternate	106148	Yavapai College
Exchange	198251	Central Carolina Community College
Exchange	177135	Crowder College
Exchange	225070	Grayson College
Exchange	153524	Iowa Central Community College
Exchange	146348	Kankakee Community College
Exchange	146366	Kaskaskia College

<i>Final peer group for Northeast Community College</i>			
Description	Unit ID	Institution Name	State
Peer	240505	Casper College	WY
Peer	180902	Central Community College	NE
Peer	177135	Crowder College	MO
Peer	104577	Eastern Arizona College	AZ
Peer	225070	Grayson College	TX
Peer	155195	Hutchinson Community College	KS
Peer	145831	Illinois Valley Community College	IL
Peer	209074	Linn-Benton Community College	OR
Peer	179539	State Fair Community College	MO
Peer	154572	Western Iowa Tech Community College	IA
Alternate	148256	Rend Lake College	IL
Alternate	106148	Yavapai College	AZ



A Northeast Community College

B Casper College

C Central Community College

D Crowder College

E Eastern Arizona College

F Grayson College

G Hutchinson Community College

H Illinois Valley Community College

I Linn-Benton Community College

J State Fair Community College

K Western Iowa Tech Community College

Southeast Community College

Screening Variables

Variable Description	Screen In Responses	Remaining N
1. Data source	Colleges reporting to IPEDS in 2012-13	7,735
2. Location	Located in 50 states or D.C.	7,565
3. Admission policy	Open admission policy	4,506
4. Local appropriations	> 0% local funding	647
5. Carnegie classification	Associate's public rural or suburban	449
6. Top 3 out of 5 CIP codes	51, 24, 52, 47,15	407
7. 12-month FTE	8,000 - 16,500	60
8. Number of campuses	Multi-campus	42
9. Housing and athletics	Offers housing and/or athletics	40

Note. Steps 1-4 were conducted for all of Nebraska's community colleges. Steps 5-9 were individually tailored to Southeast Community College.

Data source for step 8: American Association of Community Colleges.

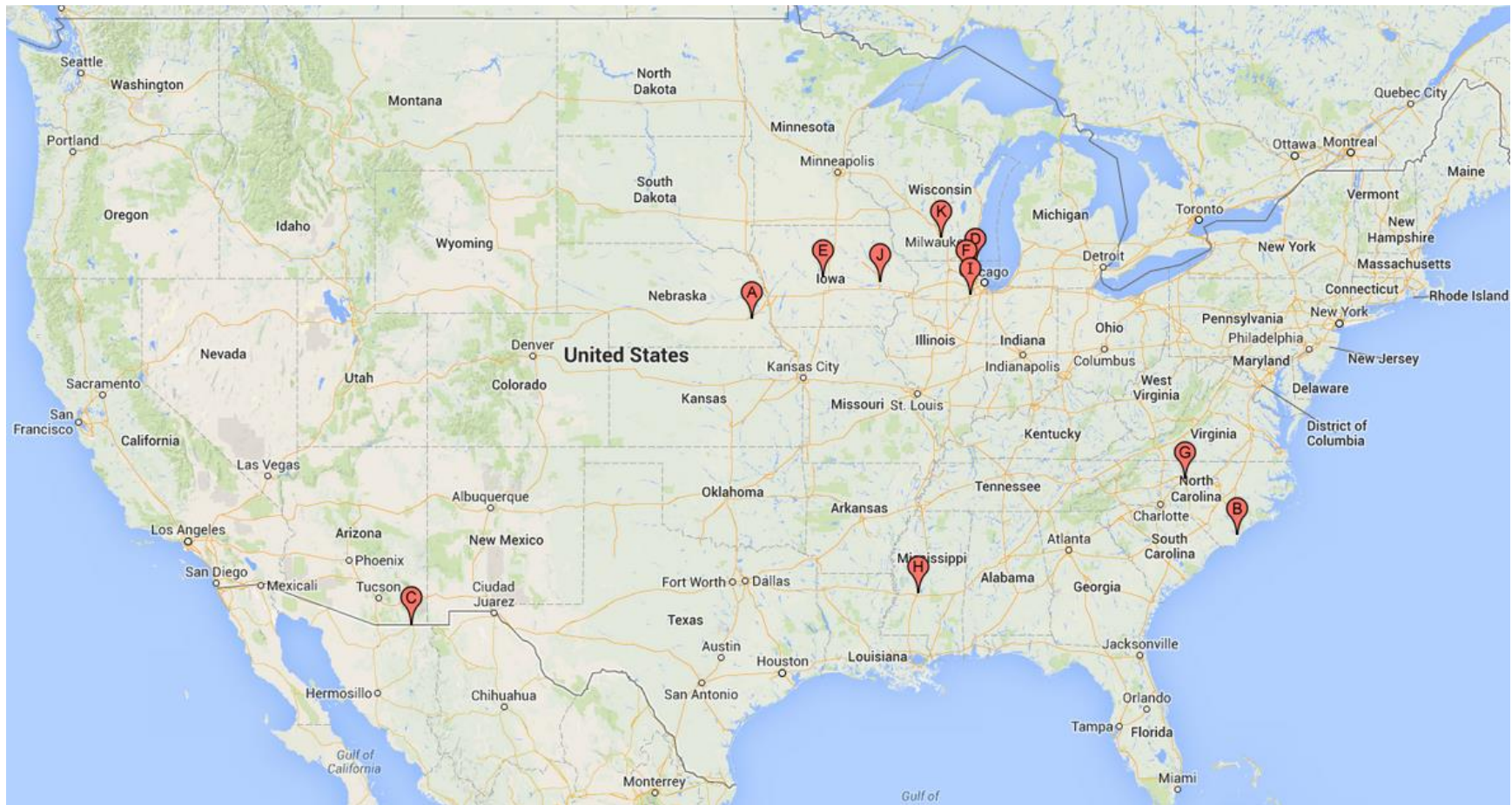
Data source for all other steps: Integrated Postsecondary Education Data System.

Proposed peer group sent to Southeast Community College for review

Description	Unit ID	Institution Name
Peer	198154	Cape Fear Community College
Peer	146472	College of Lake County
Peer	153214	Des Moines Area Community College
Peer	144944	Elgin Community College
Peer	198622	Guilford Technical Community College
Peer	175786	Hinds Community College
Peer	146296	Joliet Junior College
Peer	153737	Kirkwood Community College
Peer	238263	Madison Area Technical College
Peer	123013	Santa Rosa Junior College
Alternate	227979	San Jacinto Community College
Alternate	434672	The Community College of Baltimore County
Exchange	208390	Chemeketa Community College
Exchange	104425	Cochise College
Exchange	111461	College of the Canyons
Exchange	170790	Macomb Community College
Exchange	176071	Mississippi Gulf Coast Community College
Exchange	122205	Saddleback College

Final peer group for Southeast Community College

Description	Unit ID	Institution Name	State
Peer	198154	Cape Fear Community College	NC
Peer	104425	Cochise College	AZ
Peer	146472	College of Lake County	IL
Peer	153214	Des Moines Area Community College	IA
Peer	144944	Elgin Community College	IL
Peer	198622	Guilford Technical Community College	NC
Peer	175786	Hinds Community College	MS
Peer	146296	Joliet Junior College	IL
Peer	153737	Kirkwood Community College	IA
Peer	238263	Madison Area Technical College	WI
Alternate	227979	San Jacinto Community College	TX
Alternate	434672	The Community College of Baltimore County	MD



A Southeast Community College

D College of Lake County

G Guilford Technical Community College

J Kirkwood Community College

B Cape Fear Community College

E Des Moines Area Community College

H Hinds Community College

K Madison Area Technical College

C Cochise College

F Elgin Community College

I Joliet Junior College

Western Nebraska Community College

Screening Variables

Variable Description	Screen In Responses	Remaining N
1. Data source	Colleges reporting to IPEDS in 2012-13	7,735
2. Location	Located in 50 states or D.C.	7,565
3. Admission policy	Open admission policy	4,506
4. Local appropriations	> 0% local funding	647
5. Carnegie classification	Associate's public rural	304
6. Top 3 out of 5 CIP codes	51, 24, 52, 46, 47	265
7. 12-month FTE	1,200 - 2,800	102
8. % of students who are minorities	< 65% minority	99
9. Housing and athletics	Offers housing and/or athletics	67

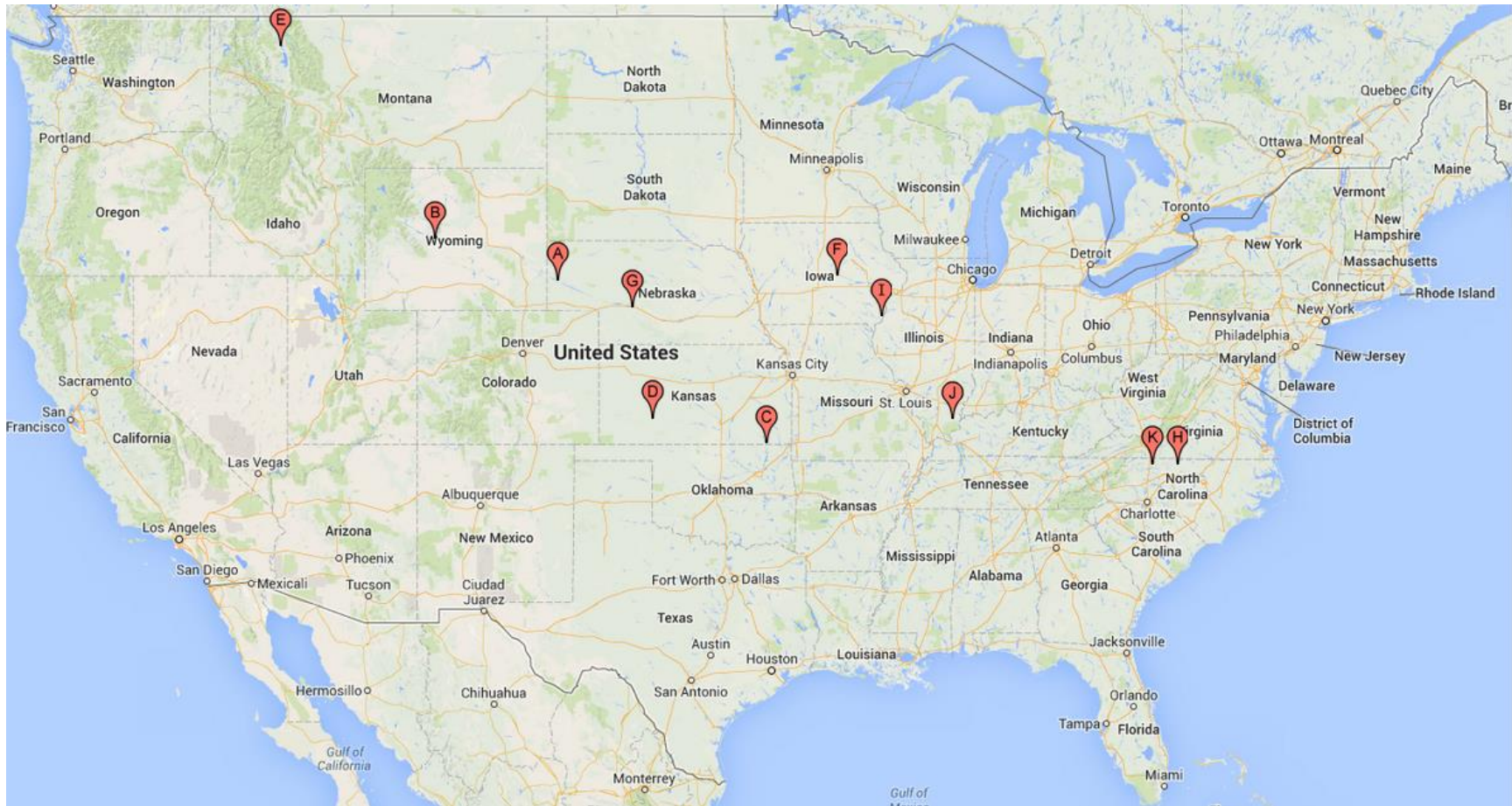
Note. Steps 1-4 were conducted for all of Nebraska's community colleges. Steps 5-9 were individually tailored to Western Nebraska Community College.

Data source: Integrated Postsecondary Education Data System.

Proposed peer group sent to Western Nebraska Community College

Description	Unit ID	Institution Name
Peer	240514	Central Wyoming College
Peer	154925	Coffeyville Community College
Peer	197814	College of the Albemarle
Peer	154998	Dodge City Community College
Peer	180197	Flathead Valley Community College
Peer	181312	Mid-Plains Community College
Peer	199485	Rockingham Community College
Peer	148821	Shawnee Community College
Peer	154378	Southeastern Community College
Peer	172307	Southwestern Michigan College
Alternate	148937	Southeastern Illinois College
Alternate	199768	Surry Community College
Exchange	168607	Alpena Community College
Exchange	198118	Caldwell Community College and Technical Institute
Exchange	107460	North Arkansas College
Exchange	154059	North Iowa Area Community College
Exchange	176354	Southwest Mississippi Community College
Exchange	199926	Wilkes Community College

<i>Final peer group for Western Nebraska Community College</i>			
Description	Unit ID	Institution Name	State
Peer	240514	Central Wyoming College	WY
Peer	154925	Coffeyville Community College	KS
Peer	154998	Dodge City Community College	KS
Peer	180197	Flathead Valley Community College	MT
Peer	153922	Marshalltown Community College	IA
Peer	181312	Mid-Plains Community College	NE
Peer	199485	Rockingham Community College	NC
Peer	154378	Southeastern Community College	IA
Peer	148937	Southeastern Illinois College	IL
Peer	199768	Surry Community College	NC
Alternate	145521	Highland Community College	IL
Alternate	148821	Shawnee Community College	IL



A Western Nebraska Community College

D Dodge City Community College

G Mid-Plains Community College

J Southeastern Illinois College

B Central Wyoming College

E Flathead Valley Community College

H Rockingham Community College

K Surry Community College

C Coffeyville Community College

F Marshalltown Community College

I Southeastern Community College