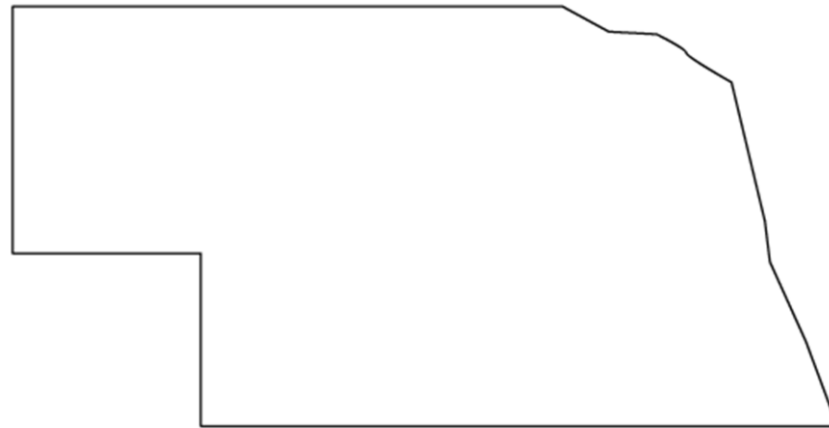


**December  
2018**

A Report by the  
Coordinating Commission  
for Postsecondary  
Education



***Delivering Courses Beyond  
Campus Walls:  
A Focus on High Schools***  
**Off-campus and Distance Education  
at Nebraska Public Institutions  
2016-2017**

**Delivering Courses Beyond Campus Walls: A Focus on High Schools**  
**Off-campus and Distance Education at Nebraska Public Institutions**  
**2016-2017**

<b>I. Definitions</b>	Pg. 2
<b>II. Details of Delivery to High Schools</b>	
Numbers of Courses and Students	Pg. 3
Distribution by Sector	Pg. 3
Delivery Methods	Pg. 4
Subject Areas	Pg. 5
Accessibility	Pg. 6
<b>III. Tables, Graphs, and Figures</b>	
Summary of Courses Offered to High School Students by Institutions (Table I)	Pg. 7
Courses Offered to High School Students by Institution (Graph I)	Pg. 8
High School Students Participating in College Courses (Graph II)	Pg. 9
Courses Offered to High School Students by Delivery Methods (Table II)	Pg.10
Courses Offered to High School Students by Community College Delivery Methods (Figure I)	Pg. 11
Courses Offered to High School Students by State College Delivery Methods (Figure II)	Pg. 12
Courses Offered to High School Students by University of Nebraska Delivery Methods (Figure III)	Pg. 13
Courses Offered to High School Students by Discipline and Sector (Table III)	Pg. 14
Courses Offered to High School Students by University of Nebraska by Discipline (Table IV)	Pg. 15
Courses Offered to High School Students by State Colleges by Discipline (Table V)	Pg. 16
Courses Offered to High School Students by Community Colleges by Discipline (Table VI)	Pg. 17
Locations of Traditional and Synchronous Courses Delivered to High School Students (Figure IV)	Pg. 18
High School Course Locations by Institution (Table VII)	Pg. 19

NOTE: All data were self-reported by the institutions.  
Anomalies were investigated as time allowed.

# **Delivering Courses Beyond Campus Walls: A Focus on High Schools**

## **Highlights of the Report**

### **2016-2017**

Since the early 1990s the Commission has reported on courses offered at distance by public institutions for students in Nebraska. Information on instruction for high school students wasn't initially collected; it was added in 1998-99. Due to the number and ubiquity of distance courses overall, the Commission decided to eliminate reporting on distance education with the exception of distance courses offered for high school students. This decision was based on two factors. First, research has shown that students taking college level courses in high school are more likely to attend college after graduation and more likely to succeed. Second, this information is not collected elsewhere. This report provides a snapshot of the extent to which this opportunity for success is being made available to Nebraska high school students.

#### **Definitions**

- Traditional delivery—instructor and students are in the same time and place away from the campus; for example, a face-to-face class in a different town or a location in the community other than the campus.
- Synchronous delivery—instructor and students are in the same time, but not the same place; for example, two-way interactive video, where the instructor is in one location, often on the campus with students in a classroom, and delivers the course at the same time by video to other students at a “receiving” site or sites.
- Asynchronous delivery—instructor and students are in a different time and place; for example, an online course where students work on their own and there is no specified time for the class as a whole to have contact with the instructor.
- Dual or concurrent enrollment—The courses counted in this report are frequently offered for both high school and college credit and are usually called “dual enrollment” courses in Nebraska. Also included in this report are college courses offered in high schools for which students receive only college credit although they are still enrolled in high school. These are sometimes called “concurrent enrollment” courses. Students who live near a college campus or who elect to take an online course can also earn college credit. These students are not generally counted separately and are not reflected in the high school data presented here.

## Details of Delivery to High Schools

### Numbers of Courses and Students

- All six community colleges, the three state colleges, and the University of Nebraska campuses offer courses at distance, and all but one reported offering to high school students in 2016-17 (Table I).
- In 2014-15 there were 2,112 college courses offered to 19,496 high school students (duplicated headcount). The number of courses and students took a big jump in 2015-16 with 2,699 courses offered to 24,164 students and an even bigger jump in 2016-17 with 3,849 courses and 35,355 students (Table I).
- Both the state college and community college sectors increased the number of courses offered as well as the number of students served over the three years represented in Table I. Notably, MCC increased the number of courses by 530% and number of students by 342%. Small declines were reported by NECC and SCC from 2015-16 but the figures were still higher than in 2014-15.
- The university sector showed an increase in number of students but a decrease in number of courses.
- In 2016-17 the community college sector offered over 80% of the courses available for high school students while the state colleges offered 6% and the university provided 14% (Table I). This is a significant change from 2015-16 when the percentages were 71, 8, and 21, respectively.

### Distribution by Sector

- At the university and state colleges the percentage of students served (15% and 9%, respectively, of all students) slightly exceeded the percentage of courses (14% and 6%). The community colleges served 76% of students with 80% of the courses.
- In past years, the largest number of courses and students was reported by UNO (Graphs I and II). Much of UNO's success can be attributed to a partnership between UNO and the Omaha area high schools by which UNO faculty work with high school faculty so that Advanced Placement courses taught in high schools meet UNO requirements and are accepted for college credit.

- However, in 2015-16 UNO was surpassed by MCC for the largest number of students served (Graph II). CCC also broke historic patterns, surpassing UNO for first place in number of courses offered (Graph I). In 2016-17 the number of courses and students served sky-rocketed at MCC, ranking it first in both categories. This growth was not unexpected since most high schools partner with community colleges for their dual enrollment courses. Graphs I and II illustrate this pattern but also show relatively large numbers at PSC. This is due to a long-standing and robust High School Early Entry program.

## **Delivery Methods**

The method of delivery varies significantly both by sector and by institution.

- For distance education as a whole, all delivery methods are used but asynchronous delivery is by far the most popular in all three sectors, while synchronous is the least-used. For offerings to high school students, however, traditional delivery is most common and asynchronous the least (Table II).
- Synchronous delivery is used heavily by the community colleges due, in part, to dual enrollment courses offered to high school students at their high school building (Table II). Improving the ability of colleges to offer synchronous courses to K-12 schools was the goal of LB 1208, passed in 2006. The bill provided for improvement in connectivity state-wide and offered incentives for K-12 schools to participate in distance delivery.
- LB 1208 did greatly improve connectivity in the state, but did not result in a significant increase in the number of synchronous courses offered by the community colleges (Figure I). With the exception of one course at UNK, the community college sector is the only one reporting synchronous delivery for high school students. While four institutions utilize it, only 319 courses were offered (8.3% of all dual credit). MCC provides dual credit solely via traditional methods, a situation not unexpected due to its small geographic service area and number of campuses and centers. Asynchronous delivery is used by CCC and SCC for 195 courses.
- The state colleges offer dual credit courses relying heavily on traditional delivery, with the exception of 18 courses at PSC and 23 courses at WSC offered asynchronously (Figure II).
- Similarly, UNO offers all of their dual credit courses traditionally, but UNL and NCTA offer their dual credit

entirely as asynchronous courses. UNK reported only one dual credit course, offered synchronously (Figure III).

## **Subject areas**

Almost every type of course is offered at distance, including courses requiring hands-on activities such as biology, allied health, and mechanics. Table III identifies the disciplines in which the courses were offered.

- Of special note is the tradition of the community colleges to report the vast majority of their academic transfer courses (e.g., English, science, math, and social science) under Liberal Arts and Sciences (CIP 24), which therefore represents a wide range of courses. This tradition results in Liberal Arts and Sciences being the discipline with the most offered courses—all at the community colleges.
- However, liberal arts and sciences are also the kinds of courses offered by the four-year institutions. The most offered courses in the state college sector were in English language and literature and in social science at the university. It is logical that these courses would be popular for dual credit offerings. They are often courses that would fulfill general education requirements at both two-year and four-year institutions. They would also be courses most likely to be accepted in transfer from one institution to another.
- Beyond the liberal arts and sciences realm, the most frequently offered courses at the community colleges were in health professions, followed by precision production, and information sciences.

Tables IV, V, and VI show the course offerings by institution.

- At the university, as might be expected, the agriculture courses were offered primarily by the Nebraska College of Technical Agriculture and UNL. After social science, the most-offered courses were in math, history, and English. (Table IV) In addition to offering the largest number of courses to the largest number of students, UNO also offers the greatest range of course disciplines.
- Like UNO in the university sector, PSC overshadows the other institutions in the state college sector. Although there were close to the same number of courses in math and English, English classes enrolled considerably more than double the number of math students. WSC offered the greatest range of subjects, but many of those disciplines had only one course available. (Table V)

- Table VI lists the courses in the CIP code category reported by the community colleges. MCC offered the widest variety of courses, followed by CCC and MPCC. After arts and sciences, the colleges focused on the technical and career training that is primary in their role and mission. The largest number of courses was in health professions (223), offered at all the colleges. That was followed by 221 courses in precision production offered at all but NECC and WNCC. Mechanic and repair enrolled the most students – 2,152. This may be reflective of health profession and other career academies in many of the high schools in the institutions' service areas.

## **Accessibility**

- Asynchronous courses can be accessed from almost any location across the state. Therefore, the institutions do not report locations for students taking courses asynchronously.
- The map on page 18 (Figure IV) shows the cities and towns\* reported as locations for traditional courses as well as those delivered synchronously.
- The state is well-covered, especially when low population areas are taken into consideration. Table VII lists the locations reported by the institutions. There may be more than one course in any given location. Northeast Community College offered courses in 54 different locations in its service area, the largest number reported. Mid-Plains had the second largest number with 42.

\*Within the limits of the map. Some locations, either due to small population or proximity to a larger community, are not shown.

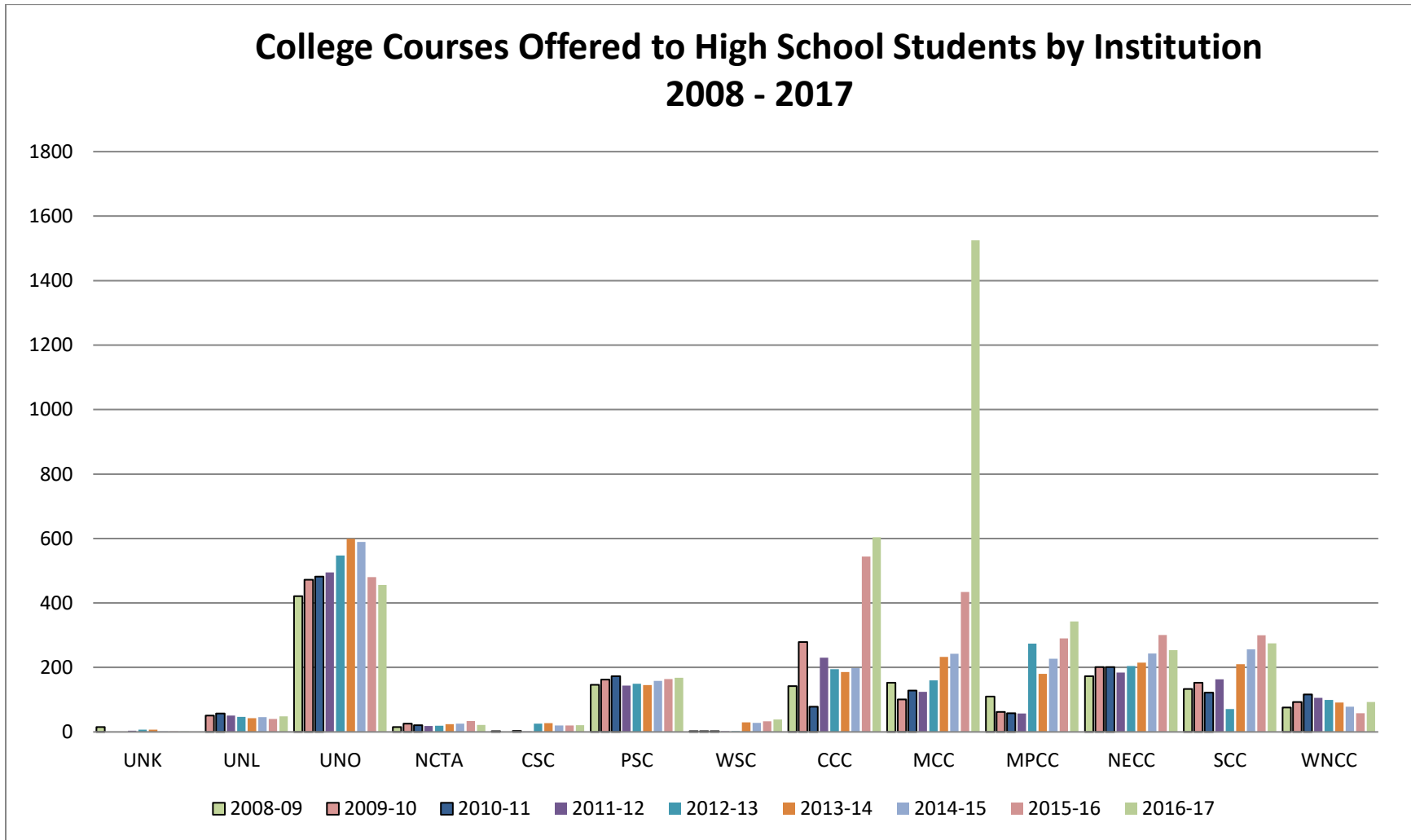
**TABLE I**  
**Summary of College Courses Offered to High School Students in Nebraska by Public Institution**  
**(duplicated headcount)**  
**2014-2017**

Institution	2014-15		2015-16						2016-17						Courses Past 3 Years		Students Past 3 Years	
	# Courses	# Students	# Courses	+/-	+/- %	# Students	+/-	+/- %	# Courses	+/-	+/- %	# Students	+/-	+/- %	+/-	+/- %	+/-	+/- %
UNK	1	0	1	0	0.0%	5	5	NA	1	0	0.0%	3	-2	-40.0%	0	0.0%	3	NA
UNL	46	197	40	-6	-13.0%	158	-39	-19.8%	48	8	20.0%	361	203	128.5%	2	4.3%	164	83.2%
UNMC	0	0	0	0	0.0%	0	0	0.0%	0	0	0.0%	0	0	0.0%	0	0.0%	0	0.0%
UNO	589	4,898	480	-109	-18.5%	4,535	-363	-7.4%	456	-24	-5.0%	4,924	389	8.6%	-133	-22.6%	26	0.5%
NCTA	26	225	34	8	30.8%	589	364	161.8%	22	-12	-35.3%	167	-422	-71.6%	-4	-15.4%	-58	-25.8%
University Total	662	5,320	555	-107	-16.2%	5,287	-33	-0.6%	527	-28	-5.0%	5,455	168	3.2%	-135	-20.4%	135	2.5%
CSC	20	168	20	0	0.0%	210	42	25.0%	21	1	5.0%	213	3	1.4%	1	5.0%	45	26.8%
PSC	158	2,065	164	6	3.8%	2,227	162	7.8%	168	4	2.4%	2,258	31	1.4%	10	6.3%	193	9.3%
WSC	28	305	33	5	17.9%	391	86	28.2%	39	6	18.2%	579	188	48.1%	11	39.3%	274	89.8%
State College Total	206	2,538	217	11	5.3%	2,828	290	11.4%	228	11	5.1%	3,050	222	7.9%	22	10.7%	512	20.2%
CCC	198	2,193	544	346	174.7%	3,994	1,801	82.1%	604	60	11.0%	4,481	487	12.2%	406	205.1%	2,288	104.3%
MCC	242	3,266	434	192	79.3%	4,812	1,546	47.3%	1,525	1,091	251.4%	14,428	9,616	199.8%	1,283	530.2%	11,162	341.8%
MPCC	227	1,283	290	63	27.8%	1,837	554	43.2%	343	53	18.3%	2,329	492	26.8%	116	51.1%	1,046	81.5%
NECC	243	1,742	301	58	23.9%	1,847	105	6.0%	254	-47	-15.6%	1,794	-53	-2.9%	11	4.5%	52	3.0%
SCC	256	2,486	300	44	17.2%	2,839	353	14.2%	275	-25	-8.3%	2,625	-214	-7.5%	19	7.4%	139	5.6%
WNCC	78	668	58	-20	-25.6%	720	52	7.8%	93	35	60.3%	1,193	473	65.7%	15	19.2%	525	78.6%
Community College Total	1,244	11,638	1,927	683	54.9%	16,049	4,411	37.9%	3,094	1,167	60.6%	26,850	10,801	67.3%	1,850	148.7%	15,212	130.7%
Grand Total	2,112	19,496	2,699	587	27.8%	24,164	4,668	23.9%	3,849	1,150	42.6%	35,355	11,191	46.3%	1,737	82.2%	15,859	81.3%



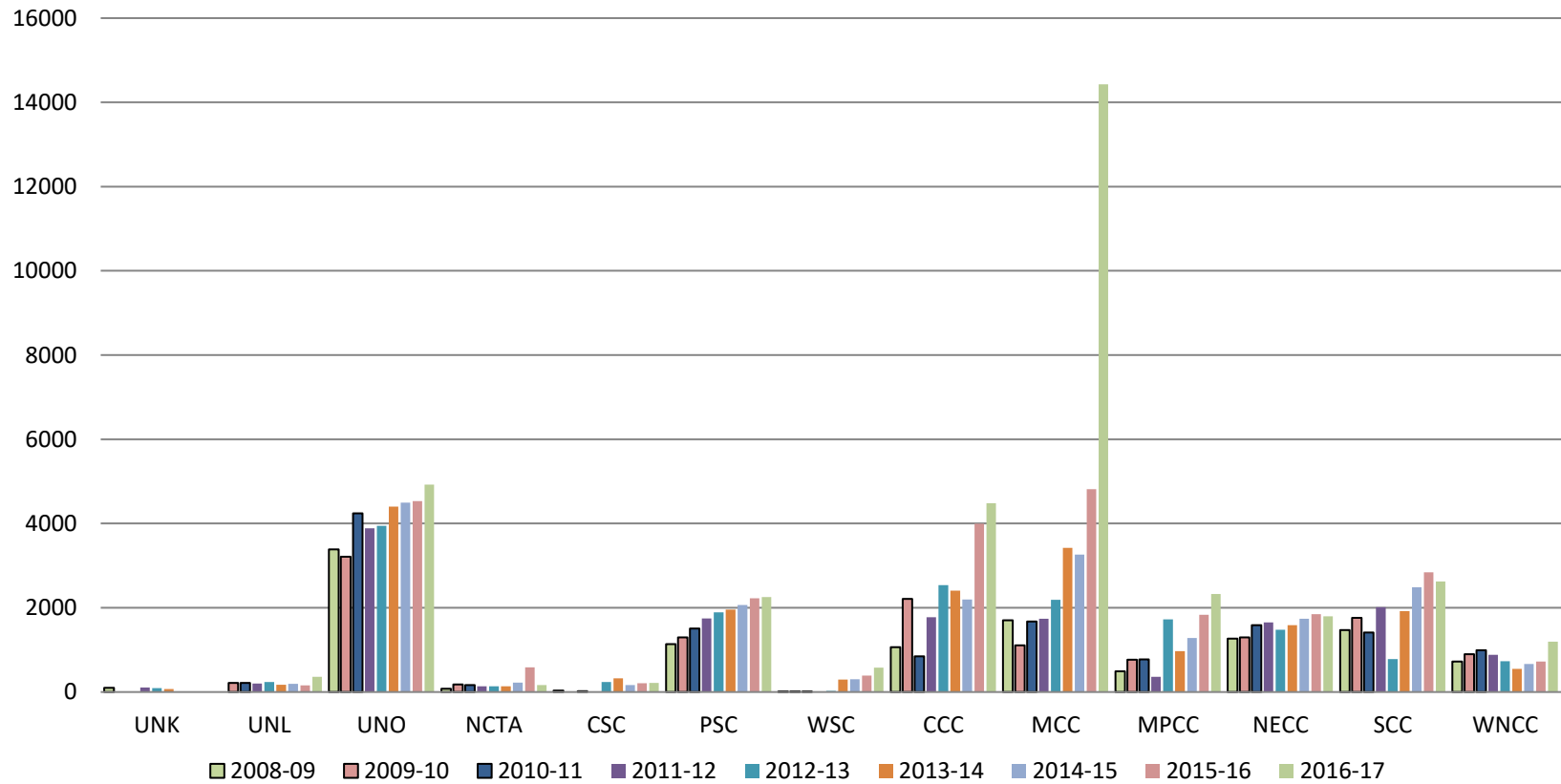
**GRAPH I**

**College Courses Offered to High School Students by Institution  
2008 - 2017**



**GRAPH II**

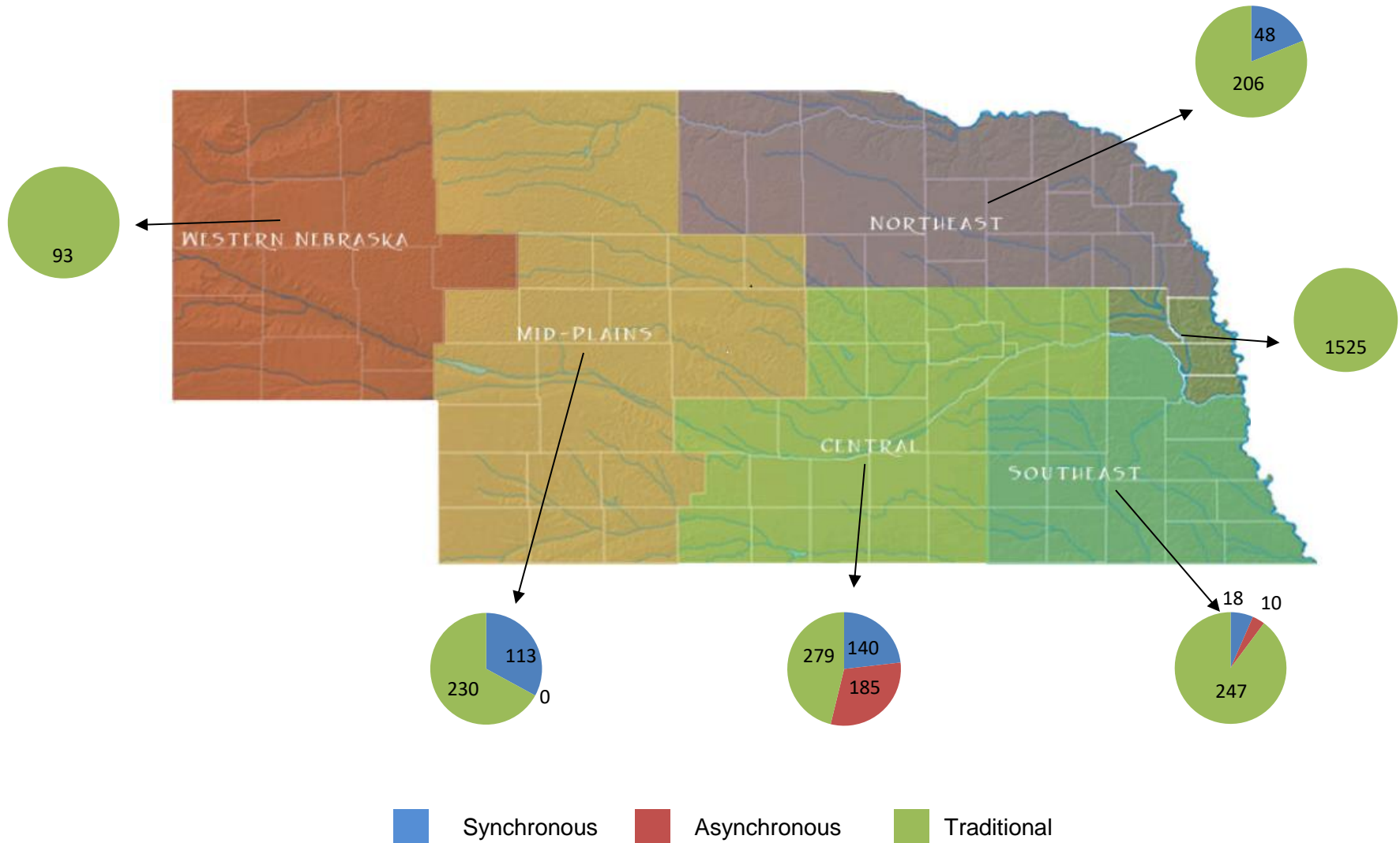
**High School Students Participating in College Courses by Institution  
2008 - 2017**



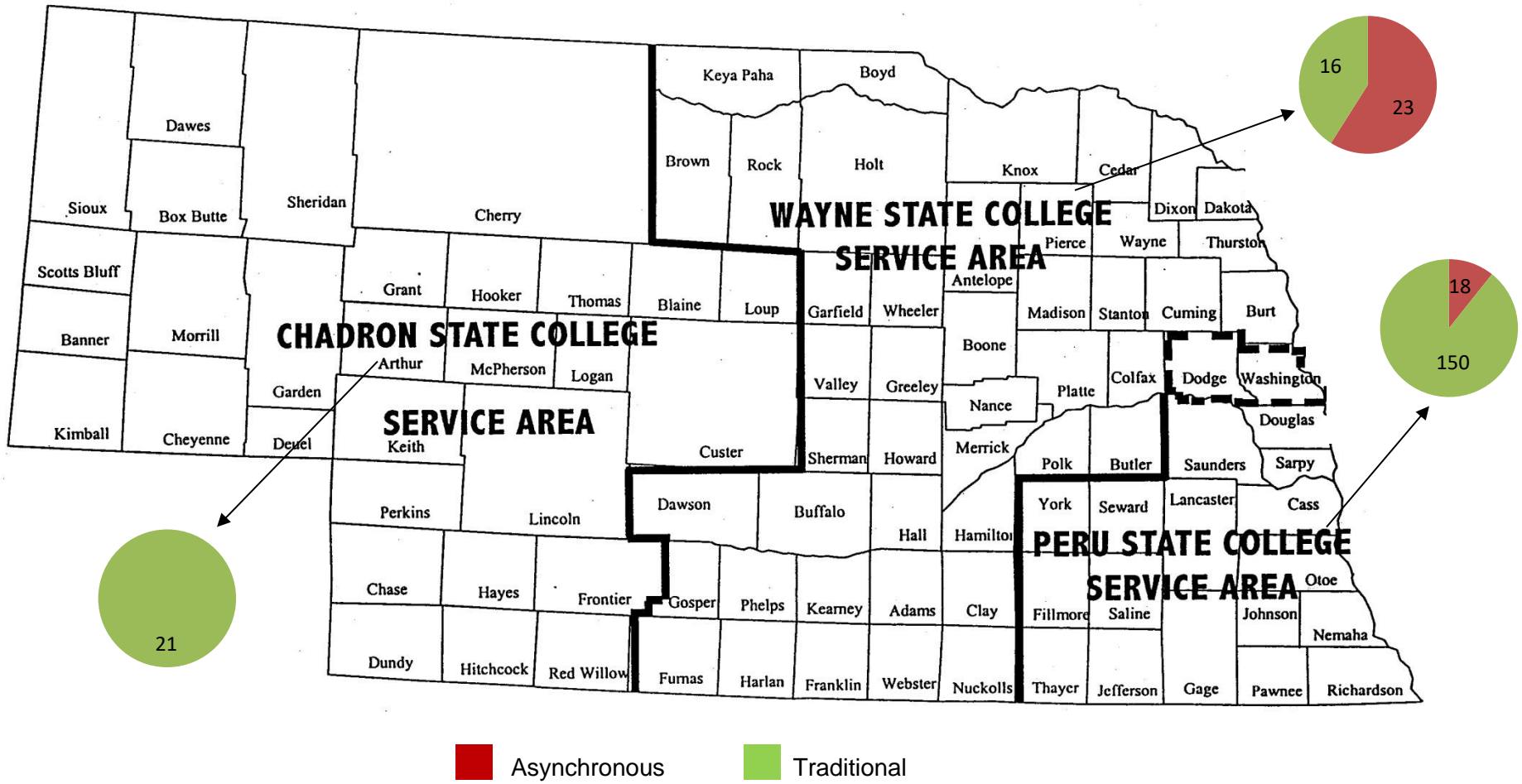
**TABLE II**  
**Courses Offered to High School Students by Delivery Method**  
**2016-17**

Institution				Total
	Synch	Asynch	Tradition	
UNK	1	0	0	1
UNL	0	48	0	48
UNMC	0	0	0	0
UNO	0	0	456	456
NCTA	0	22	0	22
University Total	1	70	456	527
CSC	0	0	21	21
PSC	0	18	150	168
WSC	0	23	16	39
State College Total	0	41	187	228
CCC	140	185	279	604
MCC	0	0	1,525	1,525
MPCC	113	0	230	343
NECC	48	0	206	254
SCC	18	10	247	275
WNCC	0	0	93	93
Community College Total	319	195	2,580	3,094
Grand Total	320	306	3,223	3,849

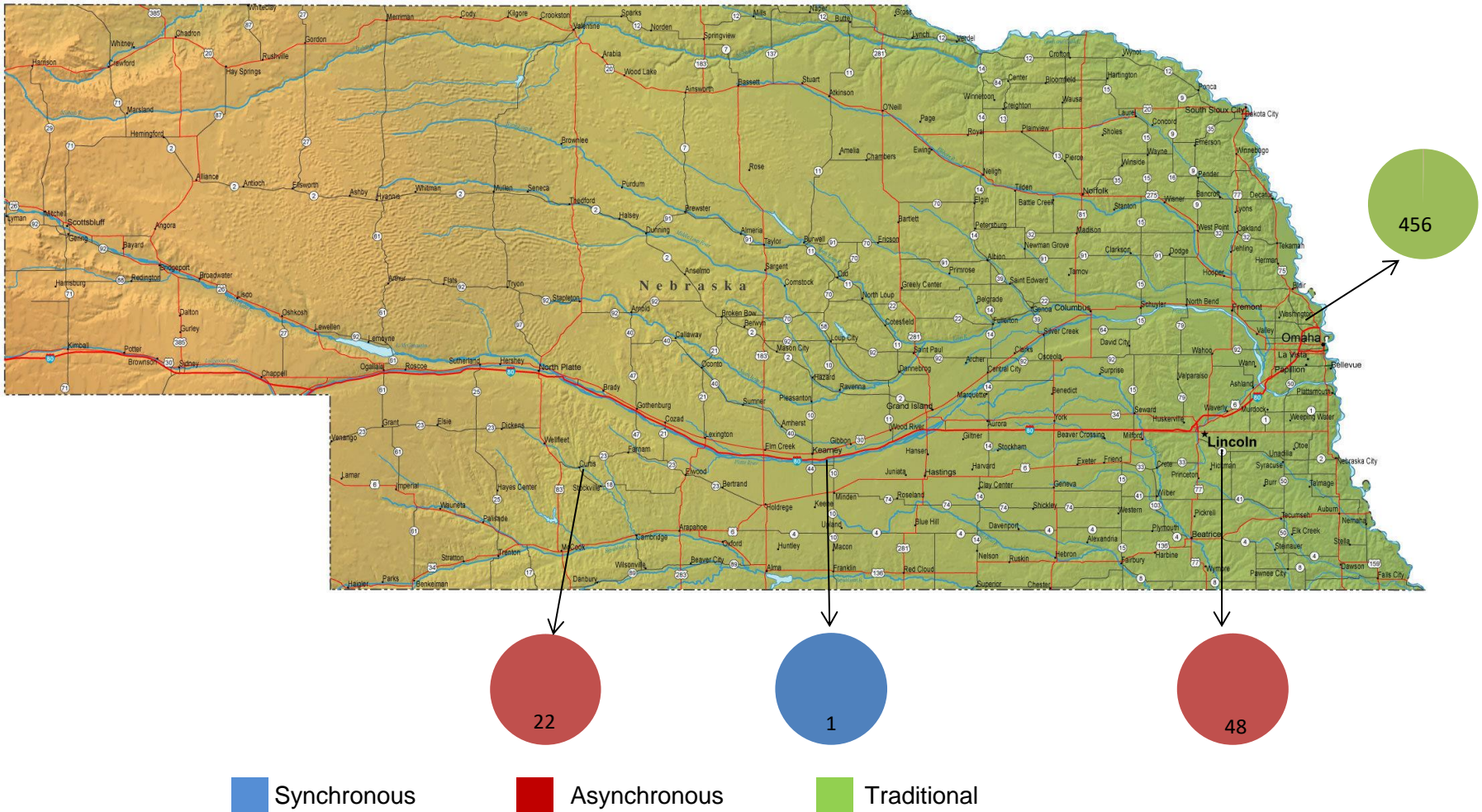
**FIGURE I**  
**Courses Offered to High School Students by Delivery Methods of Community Colleges**  
**2016-17**



**FIGURE II**  
**Courses Offered to High School Students by Delivery Methods of**  
**State Colleges**  
**2016-17**



**FIGURE III**  
**Courses Offered to High School Students by Delivery Methods of**  
**University of Nebraska**  
**2016-17**



**TABLE III**  
**High School Course Offerings by Discipline (CIP Code) and Sector 2016-17**

CIP Code		University of NE		State Colleges		Community Colleges		Total Courses	Total Students
		# Courses	# Students	# Courses	# Students	# Courses	# Students		
1	Agriculture	33	220			30	120	63	340
4	Architecture & Related Svcs	2	10					2	10
5	Ethnic/Cultural Studies	2	6					2	6
9	Communication			1	13				
10	Communications Technology					15	97	15	97
11	Information Sciences	45	324	2	8	150	1,255	197	1,587
12	Culinary					5	62	5	62
13	Education	12	107	2	5			14	112
15	Engineering Technology					76	563	76	563
16	Foreign Language	37	238	4	53	12	141	53	432
19	Family/Consumer Science	9	35			36	331	45	366
22	Legal Professions & Studies					1	9	1	9
23	English Language/Lit	53	747	63	1,049	63	513	179	2,309
24	Liberal Arts & Sciences					1,736	15,661	1,736	15,661
26	Biology	42	446	15	216			57	662
27	Math	54	466	51	406	115	486	220	1,358
30	International Study			1	21				
31	Parks/Leisure Studies	10	35	1	16			11	51
32	Basic Skills (non-credit)					46	307	46	307
38	Philosophy/Religion	6	62					6	62
40	Physical Science	43	496	11	131			54	627
42	Psychology	27	354	20	378			47	732
43	Security/Protective Svcs			4	63	35	123	39	186
45	Social Science	77	1013	21	368			98	1,381
46	Construction					110	675	110	675
47	Mechanic & Repair					199	2,152	199	2,152
48	Precision Production					221	1,612	221	1,612
49	Transportation	2	5					2	5
50	Arts	13	56	1	1	49	487	63	544
51	Health Professions					232	1,510	232	1,510
52	Business	11	133	18	166	145	746	174	1,045
54	History	49	702	13	156			62	858

Shaded areas indicate largest number of courses and enrollment



**TABLE IV**  
**High School Course Offerings by Discipline (CIP Code)**  
**and Institution within the University of Nebraska**  
**2016-17**

University of Nebraska								
CIP Code	UNK		UNL		UNO		NCTA	
	Courses	Students	Courses	Students	Courses	Students	Courses	Students
1 - Agriculture			11	53			22	167
4 - Architecture & Related Svcs			2	10				
5 - Ethnic/Cultural Studies			2	6				
11 - Information Sciences			2	18	43	306		
13 - Education					12	107		
16 - Foreign Language					37	238		
19 - Family/Consumer Science			9	35				
23 - English Language/Lit					53	747		
26 - Biology			2	5	40	441		
27 - Math	2	3			53	463		
31 - Parks/Leisure Studies					10	35		
38 - Philosophy/Religion					6	62		
40 - Physical Science			3	13	40	483		
42 - Psychology			2	80	25	274		
45 - Social Science			11	99	66	914		
49 - Transportation					2	5		
50 - Arts			1	4	12	52		
52 - Business					11	133		
54 - History			3	38	46	664		

Shaded areas indicate largest number of courses and enrollment



**TABLE V**  
**High School Course Offerings by Discipline (CIP Code)**  
**and Institution within the State College Sector**  
**2016-17**

Nebraska State Colleges						
CIP Code	CSC		PSC		WSC	
	Courses	Students	Courses	Students	Courses	Students
9 – Communication					1	13
11 – Information Sciences			1	1	1	7
13 - Education			2	5		
16 - Foreign Language			2	19	2	34
23 - English Language/Lit			44	769	19	280
26 - Biology			13	171	2	45
27 - Math	10	92	41	314		
30 - International Study					1	21
31 - Parks/Leisure Studies					1	16
40 - Physical Science			11	131		
42 - Psychology	1	10	18	360	1	8
43 - Security/Protective Svcs					4	63
45 - Social Science			19	330	2	38
50 - Arts					1	1
52 - Business	8	88	6	25	4	53
54 - History	2	23	11	133		

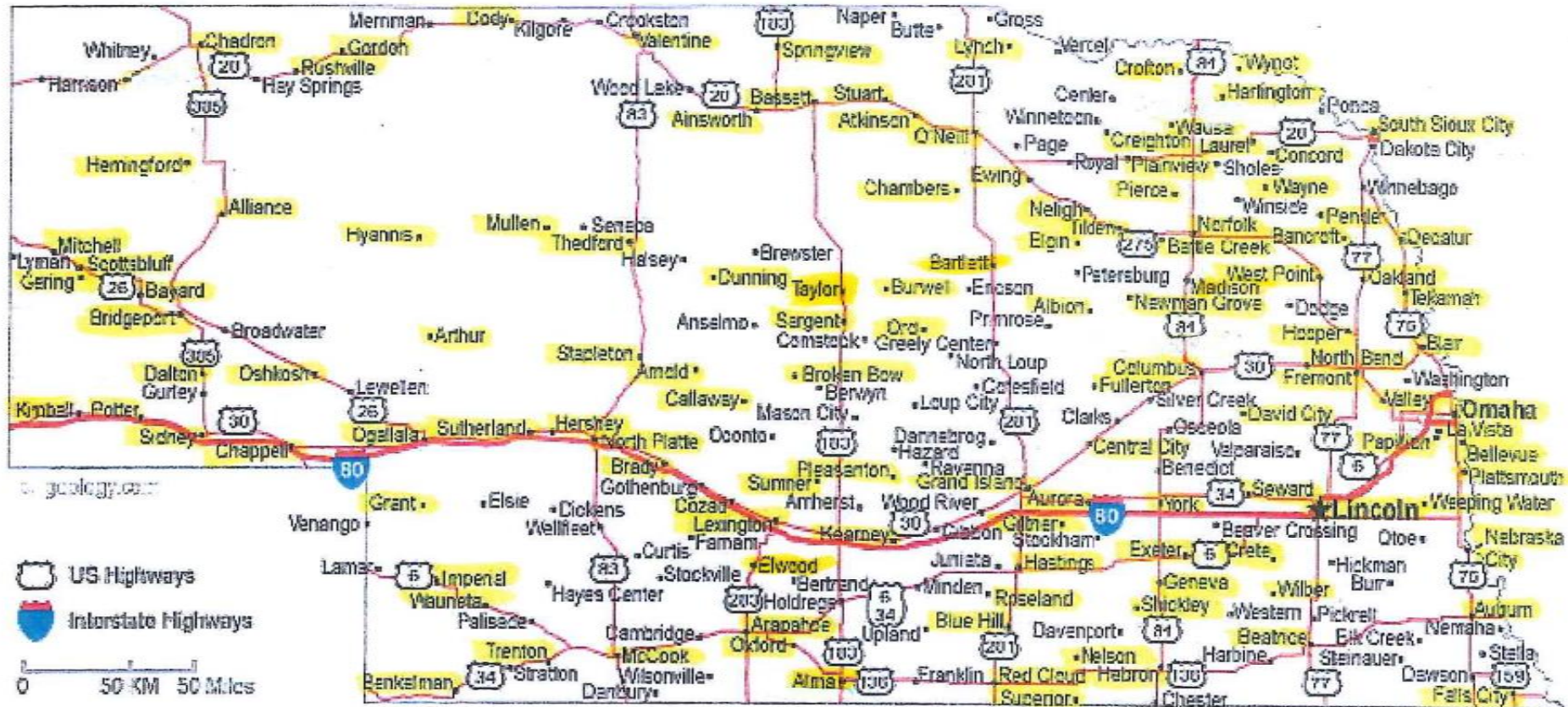
Shaded areas indicate largest number of courses and enrollment

**TABLE VI**  
**High School Course Offerings by Discipline (CIP Code)**  
**and Institution within the Community College Sector**  
**2016-17**

Nebraska Community Colleges												
CIP Code	CCC		MCC		MPCC		NECC		SCC		WNCC	
	Crs	Stu	Crs	Stu	Crs	Stu	Crs	Stu	Crs	Stu	Crs	Stu
1 - Agriculture			4	34	19	45	1	3	6	38		
10 – Communications Tech	12	66	3	31								
11 - Information Sciences	17	73	121	1123	1	0	2	24	7	20	2	15
12 - Culinary			5	62								
15 - Engineering Technology	29	150	36	344	3	5	2	7			6	57
16 - Foreign Language			12	141								
19 - Family/Consumer Science	1	1	34	320					1	10		
22 – Legal Prof. & Studies			1	9								
23 - English Language/Lit							63	513				
24 - Liberal Arts & Sciences	377	3145	670	7155	376	2070	91	571	168	1950	54	770
27 - Math							115	486				
32 - Basic Skills (non-credit)	1	2	38	257	2	14					5	34
43 - Security/Protective Svc	2	4	33	119								
46 - Construction	11	104	85	471	2	0			6	26	6	74
47 - Mechanic & Repair	33	395	163	1749	3	8						
48 - Precision Production	49	258	94	1010	25	74			53	270		
50 - Arts	2	15	42	460	4	11					1	1
51 - Health Professions	42	201	112	730	3	9	36	166	23	214	16	190
52 - Business	28	67	72	413	24	93	7	24	11	97	3	52

Shaded areas indicate the largest number of courses and enrollments excluding CIP 24

**FIGURE IV**  
**Locations of Traditional and Synchronous Courses Delivered to High School Students**  
**2016-17**



**TABLE VII**  
**High School Course Locations by Institution**  
**2016-17**

**Central Community College**

1. Albion/Boone Central Public
2. Alma Fire Hall
3. Aurora Public Schools
4. Blue Hill Public Schools
5. Brainard/East Butler Public Schools
6. Cedar Rapids Public Schools
7. Central City Public Schools
8. Columbus/Lakeview High School
9. Columbus/Scotus High School
10. Columbus Public Schools
11. Cozad High School
12. David City Aquinas High School
13. Fairfield/Sandy Creek School
14. Fullerton Public Schools
15. Genoa/Twin River High School
16. Grand Island Central Catholic
17. Grand Island Public Schools (2)
18. Hastings/Adams Central School
19. Hastings Public Schools
20. Humphrey/St. Francis Central HS
21. Kearney Public Schools
22. Leigh Public Schools
23. Lexington/Plum Creek Carecenter
24. Lexington Public Schools
25. Loomis/LC/Public School
26. Nelson High School
27. Ord Community Education Center
28. Ord Public Schools
29. Overton Public Schools

30. Oxford/Southern Valley High School
31. Pleasanton Public Schools
32. Roseland/Silver Lake High School
33. Schuyler High School
34. Shelby-Rising City High School
35. Superior Public Schools
36. Sutton Fire Hall

**Chadron State College**

1. Chadron
2. Gordon/Rushville
3. Hemingford
4. Sandhills (Dunning)
5. Scottsbluff
6. Sidney

**Metropolitan Community College**

1. Applied Technology Center (Omaha)
2. Arlington High School
3. Bellevue East High School
4. Bellevue University
5. Blair High School
6. Creighton University
7. Cummins Central Power (Omaha)
8. Douglas County West HS (Valley)
9. First Data Resources (Omaha)
10. Fort Calhoun High School
11. Fremont Area Center
12. Fremont High School
13. Goodwill Industries (Omaha)

14. Gretna High School
15. Learning Community Center (North Omaha Building)
16. Logan View Jr/Sr High (Hooper)
17. MCC Express (Omaha)
18. Millard Public Schools (3) (Omaha metro area)
19. Munroe-Meyer Institute (Omaha)
20. Nebraska Correctional Youth Facility (Omaha)
21. Offutt Air Force Base (Bellevue)
22. Omaha Corrections Center
23. Omaha Playhouse
24. Omaha Public Schools (8)
25. Papillion-Lavista Public (2)
26. Pipal Park Community Ctr (Omaha)
27. Platteview High School (Springfield)
28. Roncalli Catholic HS (Omaha)
29. Rose Theater (Omaha)
30. Sarpy Center
31. Scribner High School
32. Technical Advancement Center (Omaha)
33. Washington County Center
34. Westside High School (Omaha)
35. YMCA Downtown (Omaha)

**Mid-Plains Community College**

1. Alma
2. Arapahoe
3. Arcadia
4. Arnold
5. Arthur
6. Bartlett
7. Benkleman
8. Brady
9. Broken Bow
10. Callaway
11. Clarkson
12. Cody
13. Dunning
14. Elgin
15. Elwood
16. Eustis
17. Grant
18. Hershey
19. Hyannis
20. Imperial
21. Kimball
22. Maxwell
23. McCook
24. Merna
25. Mullen
26. North Platte
27. Ogallala
28. Oshkosh
29. Paxton
30. Pender
31. Sargent
32. Stapleton
33. Sumner
34. Sutherland

35. Taylor
36. Thedford
37. Tryon
38. Valentine
39. Wallace
40. Wauneta
41. West Point
42. Yutan

**NE College of Technical Agriculture**

1. All Asynchronous courses

**Northeast Community College**

1. Ainsworth High School
2. Aurora High School
3. Bancroft Rosalie High School
4. Battle Creek High School
5. Boyd County Schools (Spencer)
6. Burwell Jr Sr High School
7. Chambers High School
8. Clearwater Orchard High School
9. Creighton Community School
10. Crofton High School
11. Elgin High School
12. Elkhorn Valley High School (Tilden)
13. Emerson Hubbard High School
14. Ewing High School
15. Guardian Angels CC (West Point)
16. Hartington Cedar Catholic High
17. Hartington-Newcastle Schools
18. Homer High School
19. Keya Paha County HS (Springview)
20. Laurel Concord Coleridge High School
21. Lindsay Holy Family School

22. Lutheran High Northeast (Norfolk)
23. Lynch High School
24. Lyons Decatur High School
25. Madison Senior High School
26. Neligh Oakdale High School
27. Newman Grove High School
28. Norfolk Catholic High School
29. Norfolk Public Schools
30. North Bend Central High School
31. Oakland Craig Senior High
32. O'Neill Extended Campus
33. O'Neill High School
34. Osmond High School
35. Pender High School
36. Pierce Jr Sr High School
37. Plainview High School
38. Pope John XXIII High School (Elgin)
39. Rock County High School (Bassett)
40. Saint Mary's High School (O'Neill)
41. South Sioux City High School
42. Stanton High School
43. Stuart High School
44. Tekamah Herman High School
45. Verdigre High School
46. Wakefield High School
47. Walthill High School
48. Wausa High School
49. Wayne High School
50. West Holt High School (Atkinson)
51. West Point Beemer High School
52. Wheeler Central High School (Bartlett)
53. Wisner Pilger High School
54. Wynot High School

**Peru State College**

1. Auburn
2. Beatrice - ESU#5
3. Bennington HS
4. Centennial High School (Utica)
5. Crete High School
6. Diller-Odell High School
7. Elkhorn Public Schools (2)
8. Exeter - Milligan
9. Fairbury High School
10. Falls City
11. Fillmore Central High School (Geneva)
12. Ft. Calhoun
13. Humboldt
14. Johnson-Brock H.S.
15. McCool Junction Public Schools
16. Nebr City Lourdes Central HS
17. Nebraska City
18. Norris High School (Firth)
19. North Bend
20. Pawnee City
21. Ralston High School
22. Shickley
23. Syracuse High School
24. Tecumseh
25. Tri County Public Schools (Dewitt)
26. York

**Southeast Community College**

1. Ashland-Greenwood
2. Beatrice
3. Bryan Community (Lincoln)
4. Cedar Bluffs
5. Crete
6. Deshler

7. Elmwood Murdock
8. Fairbury
9. Falls City
10. Fillmore Central (Geneva)
11. Freeman
12. Friend
13. Heartland (Henderson)
14. Johnson-Brock
15. Lincoln Christian
16. Lincoln Public Schools (5)
17. Louisville
18. Mead
19. Milford
20. Nebraska City
21. Norris (Firth)
22. Palmyra-Bennett
23. Pawnee City
24. Plattsmouth
25. Raymond Central
26. Schickley
27. Seward
28. Syracuse-Avoca-Dunbar
29. Thayer Central (Hebron)
30. Tri County (Dewitt)
31. Wahoo
32. Waverly
33. Weeping Water
34. Wilber-Clatonia
35. York
36. Yutan

**University of Nebraska at Kearney**

1. Kearney High School
2. Pleasanton

**University of Nebraska-Lincoln**

1. All Asynchronous Courses

**University of Nebraska at Omaha**

1. Bellevue Public Schools (2)
2. Blair High School
3. Brownell-Talbot HS (Omaha)
4. Crete High School
5. DC West High School (Valley)
6. Elkhorn Public Schools (2)
7. Lincoln East High School
8. McCook High School
9. Millard Public Schools (4) (Omaha metro area)
10. Omaha Archdiocese Schools (6)
11. Omaha Public Schools (7)
12. Papillion-LaVista Public (2)
13. Platteview High School (Springfield)
14. Plattsmouth High School
15. Ralston High School
16. Raymond Central High School
17. Univ of Nebraska High School
18. Westside High School (Omaha)

**Western Nebraska Community College**

1. Alliance HS
2. Bayard
3. Bridgeport
4. Chadron
5. Chappell
6. Dalton
7. Gering
8. Gordon
9. Mitchell
10. Potter
11. Scottsbluff
12. Sidney

**Wayne State College**

1. Beemer
2. Cross Co. HS (Stromsburg)
3. David City
4. Greece
5. Oakland-Craig High School
6. Osmond
7. Sandy Creek (Fairfield)
8. Schuyler
9. South Sioux City College Center
10. Superior
11. Wayne Public Schools

